

LESSON PLAN

Date: _____

Grade: K.G

Subject: English

Name of Teacher: _____

Duration: 60 minutes

Week : 1 (1st Term)

Day : 1

Topic:

- Alphabet (Aa-Zz)



Learning outcomes:

- Recognize all letters (Aa to Zz) and their sounds.
- Identify vocabulary words for each letter.
- Develop writing and sorting skills for the alphabet.

WALT(We Are Learning To):

- Recognize letters (Aa to Zz) and their sounds.
- Match vocabulary with the correct letter.
- Write letters in the correct formation.

WLIF(What I'm Looking For):

- Correctly identify letters and their sounds.
- Match pictures to their starting letters.
- Write letters neatly and in the correct sequence.

Leaning Materials:

- Flashcards (letters and pictures).
- Alphabet chart.
- Whiteboard and markers.
- Worksheets.
- Multimedia (songs/videos)
- English Pre-Primary Step C




Brainstorming (5 minutes):

- Review previously learned letters with their sounds.
- Ask students to share a word starting with any letter they remember



Introduction(10 minutes):

- Sing the A to Z alphabet song with actions.
- Show the alphabet chart and introduce a few letters (A, B, C) with their sounds and examples (e.g., A /a/, /a/ apple, B /b/, /b/ ball).
- Highlight one sentence: "Each letter has a sound and words connected to it."



Main Activities(15 minutes):

Activity 1:Letter Hunt

Use flashcards around the room. Ask students to find letters and say their sounds.

Activity 2:Writing Practice

Students write the letters Aa, Bb, and Cc on worksheets, following the correct sequence.



Activity 3: Vocabulary Sorting

Provide word cards and pictures (e.g., apple, bear, car). Ask students to match them with the correct letter.

Activity 4: Sandpaper Tracing

Students trace letters on sandpaper for tactile learning.

Activity 5: Multimedia Learning

Play a short video showing letters and their vocabulary. Students repeat after each sound.



Group Activities(20 minutes):



Letter Matching Game (Group of 4)

- Provide flashcards with letters and pictures (e.g., A - Apple, B - Ball).
- Students take turns matching the correct letter with its picture.

Alphabet Puzzle (Group of 5)

- Give each group an alphabet puzzle to solve by arranging letters in the correct order.

Sound Hunt (Group of 4)

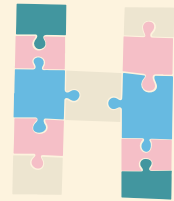
- Each group finds objects in the classroom that begin with specific letters (e.g., A - apple, B - book).

Writing Relay (Group of 5)

- Each group member writes one letter in sequence (Aa to Zz) on the whiteboard or worksheet.

Sorting Activity (Group of 5)

- Provide mixed cards with letters and pictures.
- Students sort them into two categories: letters with sounds and matching pictures.



Formative Assessment(5 minutes):




Students will:

- Identify and say letters displayed randomly.
- Match pictures with their starting letter sounds.

Wrap Up(5 minutes):



- Ask students:
 - What are the first and last letters of the alphabet?
 - Name one word for any letter they remember.



Home Work:



- Practice writing Aa to Zz in your notebook.
- Draw a picture for each letter (e.g., apple, fish).



Lesson Evaluation: ★★★★★

Strengths:

Areas for Improvement:
