



Daily Lesson Plan



Book: Pre Primary

Lesson: letter 'f'

Subject: English

Day: 01

Student Learning Outcomes

Students will be able to:

- recognize the letter "f" and pronounce its sound.
- learn simple vocabulary of the letter "f".

Teacher's Note

- **Topic key points/ Introduction:**
The sound of letter f is /fff/fff/fff/
- **Key Vocabulary:**
football, frog, fan, flag,

Materials

- fan
- flash cards or objects starting with letter 'f'
- Textbook
- flash cards or animals starting with letter 'f'

Activities

Brainstorming/Warm up:

- Show students football and ask them "What is this?".
- Talk about it in detail.
- Stress upon the starting sound of football.

Development:

Introduce the shape and sound of the letter 'f' through a three-stage lesson focusing on sound recognition.

Activity 1: Recognition/Introduction/Name Period:

- Teacher will show the objects beginning with the phonic letter "f" using flash cards.
- Make them pronounce the letter sound.
- Show them the flash card of fan.

/f/..f/...fan.

Say (say it three times)


This is a fan.

Tell the students that /f/..f/...fan. this is a fan.

- Read pg # 8 aloud with students and make them recognize the pictures.

Identification:

- Teacher will place the vocabulary basket in front of students with the objects associated with letter "f". She will show the object e.g. flower by introducing the sound of /f/..f/..flower and she will ask "Show me where is four?"



Activities

3rd stage (Confirmation):

She will show the object e.g. flower and ask "What is this?" (Response: /f/.../f/...flower). Later she will call the students one by one and ask them the same question related to other /f/ sound objects.

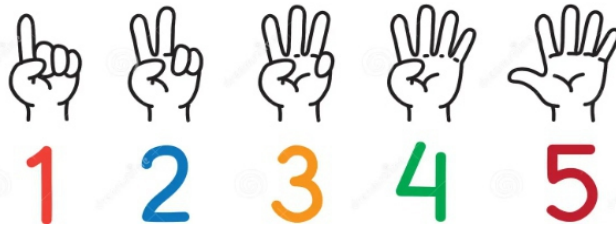
Use of 21st Century Skills with STEM Activities:



Tell the students that a frog has long sticky tongue to catch insects and other small prey.



Ask the students to count the number of fingers on their hands.



Sum up:

Repeat the concept by displaying flash cards of letter 'f'.

Assessments

- The teacher will write different letters on the board and ask students to find out letter "f".
- The teacher will show different objects to students and ask students do these all have the initial sound /f/?

Homework

Read letter "f" and its vocabulary from book.



Daily Lesson Plan



Book: Pre Primary

Lesson: letter 'f'

Subject: English

Day: 02

Student Learning Outcomes

Students will be able to:

- recognize the letter "f" and pronounce its sound.
- learn simple vocabulary of the letter "f".

Learning Objectives

- **Topic key points/ Introduction:**
The sound of letter f is /fff/fff/fff
- **Letter Tracing:**
Tracing with index and middle fingers.
- **Key Vocabulary:**
frog, football, fan, flag,


Materials

- flash cards or objects starting with letter 'f'
- playdough
- sand tray
- textbook
- sand paper
- white board
- marker

Activities

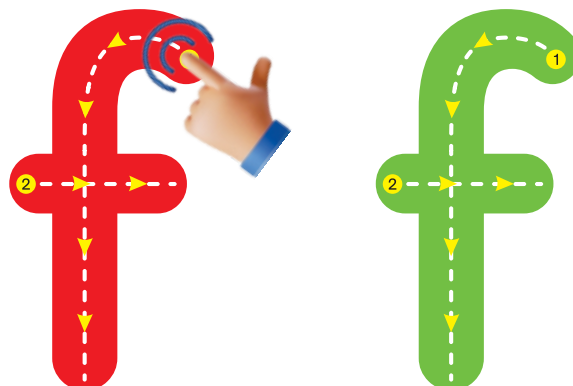
Brainstorming/Warm up:

- Revise the sound and vocabulary of letter 'f' using the flash cards.



Development:

- Ask the students to make the letter 'f' with two fingers in air, on hand, on table and on the back of their fellows.
- Make the students trace letter 'f' on the sand paper and then on sand tray.
- Make the students write letter 'f' on the white board with marker.
- Trace the letter 'f' with fingers given on page # 8.



Activities

Use of 21st Century Skills with STEM Activities:

E Engineering

Help the students to make a flag with paper.



Sum up:

Students will trace letter 'f' in air with two fingers and say its sound.

Assessments

Student will make letter 'f' in sand tray.

Homework

- Student will find at least two things at home that starts with letter 'f'.
- Trace the letter 'f' with fingers given on page # 8.

Daily Lesson Plan



Book: Pre Primary

Lesson: letter 'f'

Subject: English

Day: 03

Student Learning Outcomes

Students will be able to:

- recognize the letter "f" and pronounce its sound.
- learn simple vocabulary of the letter "f".

Learning Objectives

- **Topic key points/ Introduction:**
The sound of letter f is /fff/fff/fff
- **Letter Tracing:**
Tracing with index and middle fingers.
- **Key Vocabulary:**
football, fan, frog, flag,

Materials

- flash cards or objects starting with letter 'f'
- pencil colours
- textbook
- Activity kit (workbook)

Activities

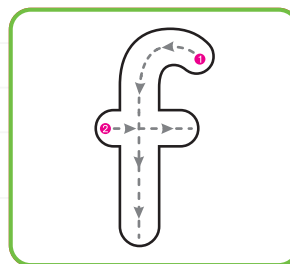
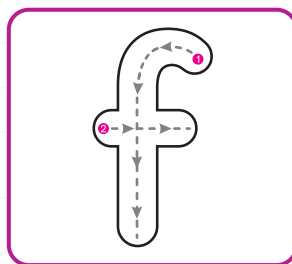
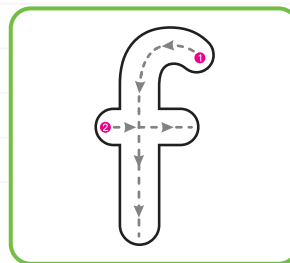
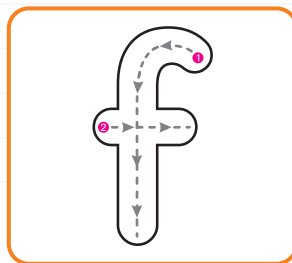
Brainstorming/Warm up:

- Revise the sound and vocabulary of letter 'f' using the flash cards.
- Revise the formation of letter 'f' using formationyme.



Development:

- Sing along with students the rhyme of letter 'f' with actions.
- Encourage the students to trace the letter 'f' with fingers on sand tray, The, instruct them to trace the letter 'f' using a pencil on pg # 8



Activities

Picture Description

Teacher Present a picture of the lesson letter “F” and generate discussion with students and ask different question to student about picture characters.



Sum up:

Teacher will call students one by one and they will write letter 'f' on whit board with marker. She will also ask the to pronounce the sound of letter 'f'.

Assessments

Teacher will place different objects on the table students have to pick only those object which have beginning sound 'f'.

Homework

Complete the pg # 8 of the activitybook.

Daily Lesson Plan



Book: Pre Primary

Lesson: letter 'f'

Subject: English

Day: 04

Student Learning Outcomes

Students will be able to:

- recognize the letter "f" and pronounce its sound.
- learn simple vocabulary of the letter "f".

Learning Objectives

- **Topic key points/ Introduction:**
The sound of letter f is /fff/fff/fff
- **Letter Tracing:**
Tracing with index and middle fingers.
- **Key Vocabulary:**
football, fan, frog, flag

Materials

- flash cards of objects starting with letter 'f'
- a mobile phone
- activity kit (workbook)
- textbook
- pencil

Activities

Brainstorming/Warm up:

- Revise the sound and vocabulary of letter 'f' using the flash cards.
- Revise the formation of letter 'f' using formationyme.
- Revise the poem of letter 'ff' with actions.



Development:

Activity:

- Help the students to recognize the pictures that start with letter 'd' given on pg # 8
- Ask them to find and circle the letter 'f'.

Let's do More

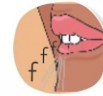


Circle the letter d.


a f d c b e d
e f d a d c b

Letter Pronunciation

Download video of the letter “F” dropbox and play the video to pronounce the letter and its sound.



Top teeth touch
your bottom lip.



Fish



Technology

- Let the students explore more about the letter “f” its sound and formation by scanning the QR code.

Sum up:

- After watching the video, lead a discussion to revisit and reinforce the concepts related to the letter ‘f’.
- Ask questions to assess their understanding and encourage them to share what they found interesting or learned from the video.

Assessments

Students will complete the activity of read, trace, colour and write the letter ‘f’ in activity kit (workbook) on pg # 8

HomeWork

Students will watch the video by scanning the QR code given on pg # 8 with help of their parents.