



# Daily Lesson Plan

# Bb

Book: Pre Primary

Lesson: letter 'b'

Subject: English

Day: 01

## Student Learning Outcomes

Students will be able to:

- recognize the letter "b" and pronounce its sound.
- learn simple vocabulary of the letter "b".

## Teacher's Note

- **Topic key points/ Introduction:**  
The sound of letter b is /ba/ba/ba/
- **Key Vocabulary:**  
bear, butterfly, ball, banana.

## Materials

- butterfly
- flash cards or objects starting with letter 'b'
- Textbook
- flash cards or animals starting with letter 'b'

## Activities

### Brainstorming/Warm up:

- Show students butterfly and ask them "What is this?".
- Talk about it in detail.
- Stress upon the starting sound of butterfly.



### Development:

Introduce the shape and sound of the letter 'b' through a three-stage lesson focusing on sound recognition.

### Activity 1: Recognition/Introduction/Name Period:

- Teacher will show the objects beginning with the phonic letter "b" using flash cards.
- Make them pronounce the letter sound.
- Show them the flash cards of bear.

/b../b/...bear

Say (say it three times)

This is a bear.

Tell the students that /b../b/...bear. this is a animal not human.

- Read pg # 3 aloud with students and make them recognize the pictures.

### Identification:

- Teacher will place the vocabulary basket in front of students with the objects associated with letter "b". She will show the object e.g. ball by introducing the sound of /b../b/..ball and she will ask "Show me where is banana?"



## Activities

### 3rd stage (Confirmation):

She will show the object e.g. ball ask “What is this?” (Response: /b/.../b/...ball ). Later she will call the students one by one and ask them the same question related to other /b/ sound objects.



### Use of 21st Century Skills with STEM Activities:



Tell the students that eating banana is good for our health.



Help the students to count the number of books in their bags.



### Sum up:

Repeat the concept by displaying flash cards of letter 'b'.

### Assessments

- The teacher will write different letters on the board and ask students to find out letter “b”.
- The teacher will show different objects to students and ask students do these all have the initial sound /b/?

### Homework

Read letter “b” and its vocabulary from book.



# Daily Lesson Plan

# B b

Book: Pre Primary

Lesson: letter 'b'

Subject: English

Day: 02

## Student Learning Outcomes

Students will be able to:

- recognize the letter "b" and pronounce its sound.
- learn simple vocabulary of the letter "b".
- 

## Learning Objectives

- **Topic key points/ Introduction:**  
The sound of letter b is /ba/ba/ba
- **Letter Tracing:**  
Tracing with index and middle fingers.
- **Key Vocabulary:**  
bear, butterfly, ball, banana.


## Materials

- flash cards or objects starting with letter 'b'
- playdough
- sand tray
- textbook
- sand paper
- white board
- marker

## Activities

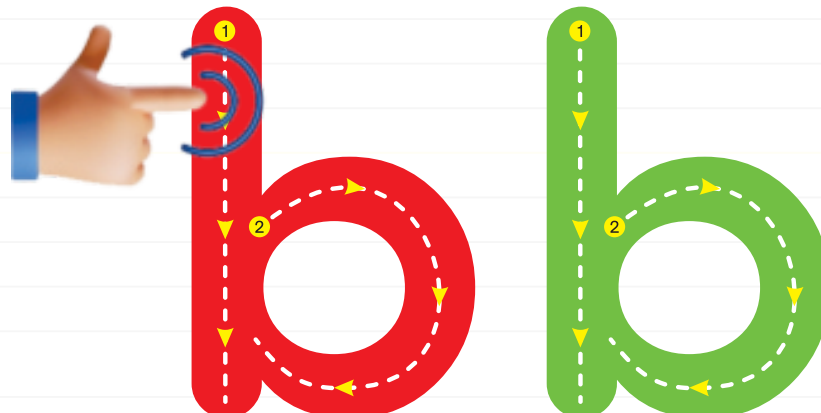
### Brainstorming/Warm up:

- Revise the sound and vocabulary of letter 'b' using the flash cards.



### Development:

- Ask the students to make the letter 'b' with two fingers in air, on hand, on table and on the back of their fellows.
- Make the students trace letter 'b' on the sand paper and then on sand tray.
- Make the students write letter 'b' on the white board with marker.
- Trace the letter 'b' with fingers given on page # 3.



## Activities

### Use of 21st Century Skills with STEAM Activities:

**E** Engineering

- Guide and help the students to make a banana with play dough.



### Sum up:

Students will trace letter 'b' in air with two fingers and say its sound.

### Assessments

Student will make letter 'b' in sand tray.

### Homework

- Student will find at least two things at home that starts with letter 'b'.
- Trace the letter 'b' with fingers given on page # 3.

# Daily Lesson Plan

# B b

Book: Pre primary

Lesson: letter 'b'

Subject: English

Day: 03

## Student Learning Outcomes

Students will be able to:

- recognize the letter "b" and pronounce its sound.
- learn simple vocabulary of the letter "b".

## Learning Objectives

- **Topic key points/ Introduction:**  
The sound of letter b is /ba/ba/ba
- **Letter Tracing:**  
Tracing with index and middle fingers.
- **Key Vocabulary:**  
bear, ball, butterfly, banana.

## Materials

- flash cards or objects starting with letter 'b'
- pencil colours
- textbook
- Activity kit (workbook)

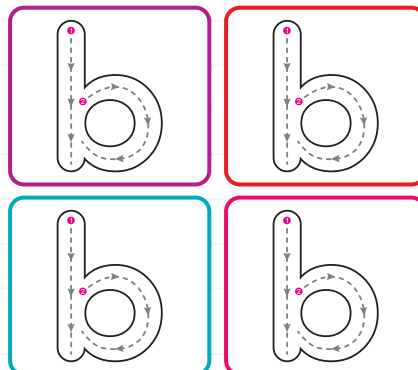

## Activities

### Brainstorming/Warm up:

- Revise the sound and vocabulary of letter 'b' using the flash cards.
- Revise the formation of letter 'b' using formationyme.

### Development:

- Sing along with students the rhyme of letter 'b' with actions.
- Encourage the students to trace the letter 'b' with fingers on sand tray, The, instruct them to trace the letter 'b' using a pencil on pg # 3



## Activities



B b

Usage of b  
in a word

middle

ending

zebra

web

### Sum up:

Teacher will call students one by one and they will write letter 'b' on whit board with marker. She will also ask the to pronounce the sound of letter 'b'.

### Assessments

Teacher will place different objects on the table students have to pick only those object which have beginning sound 'b'.

### Homework

Complete the pg # 3 of the activitybook.

# Daily Lesson Plan

# B b

Book: Pre Primary

Lesson: letter 'b'

Subject: English

Day: 04

## Student Learning Outcomes

Students will be able to:

- recognize the letter "b" and pronounce its sound.
- learn simple vocabulary of the letter "b".

## Learning Objectives

- **Topic key points/ Introduction:**  
The sound of letter b is /ba/ba/ba/
- **Letter Tracing:**  
Tracing with index and middle fingers.
- **Key Vocabulary:**  
bear, butterfly, ball, banana.

## Materials

- flash cards of objects starting with letter 'b'
- a mobile phone
- activity kit (workbook)
- textbook
- pencil

## Activities


### Brainstorming/Warm up:

- Revise the sound and vocabulary of letter 'b' using the flash cards.
- Revise the formation of letter 'b' using formation name.
- Revise the poem of letter 'b' with actions.

### Development:

Activity:

- Help the students to recognize the pictures that start with letter 'b' given on pg # 3
- Ask them to find and circle the letter 'b'.



### Let's do More




Circle the letter d.

a f d c b e d

e f d a d c b

### Picture Description

Teacher present a picture of the lesson letter “B” and generate discussion with students and ask different questions to students about picture character.



Technology

- Let the students explore more about the letter b its sound and formation by scanning the QR code.

#### Sum up:

- After watching the video, lead a discussion to revisit and reinforce the concepts related to the letter 'b'.
- Ask questions to assess their understanding and encourage them to share what they found interesting or learned from the video.

#### Assessments

Students will complete the activity of read, trace, colour and write the letter 'b' in activity kit ( workbook) on pg # 3

#### HomeWork

Students will watch the video by scanning the QR code given on pg # 3 with help of their parents.