

Lesson Plan

Grade: Three

Subject: Maths

Term: 3rd

Time: 40mins

Teacher's Name: _____

Week: 10

Day: 1

Unit 6: Geometry

Topic name: Revision

Student Learning Outcomes:

Page 111

Resource Material:

Worksheet

Teaching and Learning Activities:

10 mins

Ask students: How are you? Encourage them to say, "Alhamdulillah".

Tell students that they are going to revise and practice the main concepts of the Unit by solving a worksheet.

Ask them a few questions relevant to concept that are related to Geometry.

Roam around the class. Check their work. Guide them if needed. Recall some steps of addition so that students can easily attempt all questions.

Review:

10 mins

Retell the basic concepts and correct the common mistakes.

Evaluation:

0min

N/A

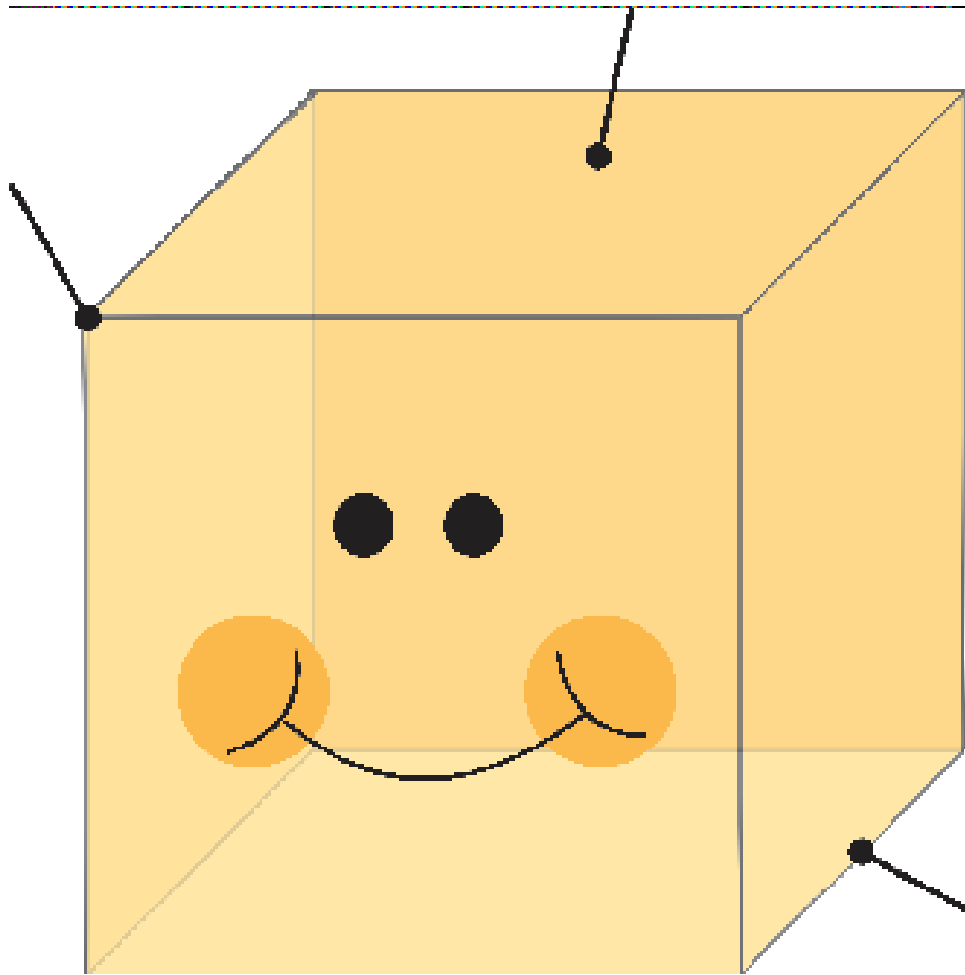
Homework:

5min

N/A

Worksheet

1. Label the given shape.



2. Fill in the blanks.

My name is cube.

I have _____ faces.

I have _____ edges.

I have _____ vertices.

Lesson Plan

Grade: Three

Subject: Maths

Term: 3rd

Time: 40mins

Teacher's Name: _____

Week: 10

Day: 2

Unit 6: Geometry

Topic name: Revision

Student Learning Outcomes:

Page 111

Resource Material:

Worksheet

Teaching and Learning Activities:

10 mins

Ask students: How are you? Encourage them to say, "Alhamdulillah".

Tell students that they are going to revise and practice the main concepts of the Unit by solving a worksheet.

Ask them a few questions relevant to concept that are related to Geometry.

Roam around the class. Check their work. Guide them if needed. Recall some steps of addition so that students can easily attempt all questions.

Review:

10 mins

Retell the basic concepts and correct the common mistakes.

Evaluation:

0min

N/A

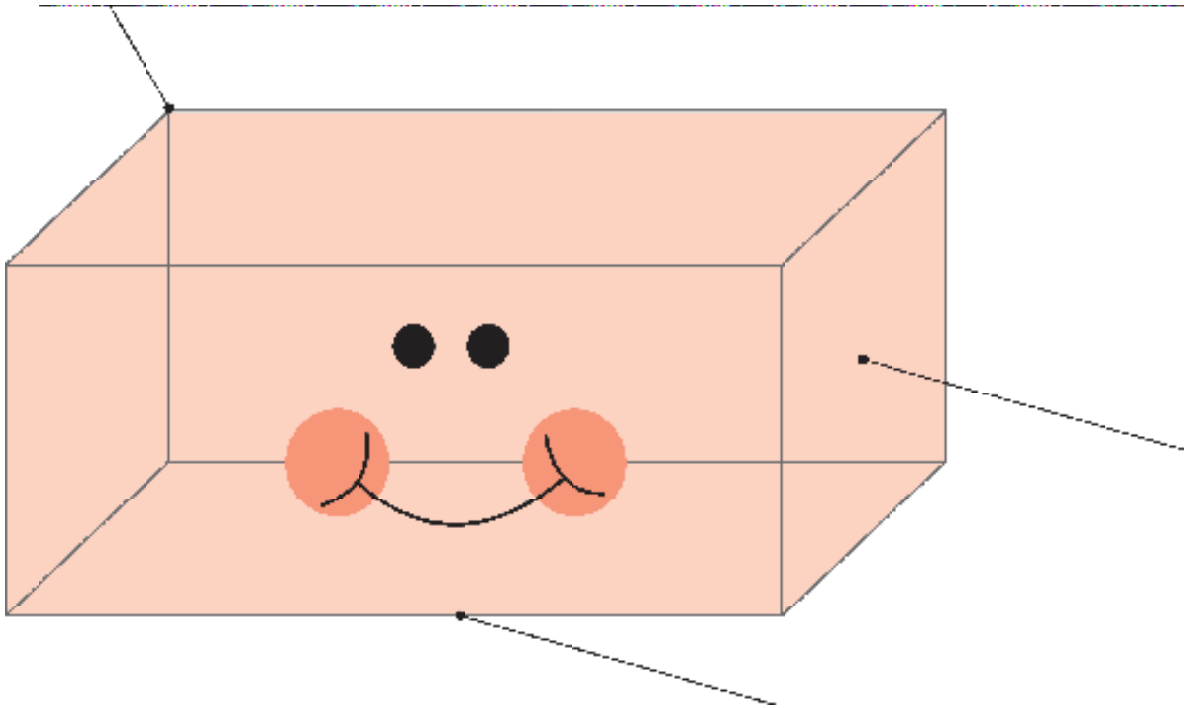
Homework:

5min

N/A

Worksheet

1. Label the given shape.



2. Fill in the blanks.

My name is Cuboid.

I have _____ faces.

I have _____ edges.

I have _____ vertices.

Lesson Plan

Grade: Three

Subject: Maths

Term: 3rd

Time: 40mins

Teacher's Name: _____

Week: 10

Day: 3

Unit 6: Geometry

Topic name: Revision

Student Learning Outcomes:

Page 111

Resource Material:

Worksheet

Teaching and Learning Activities:

10 mins

Ask students: How are you? Encourage them to say, "Alhamdulillah".

Tell students that they are going to revise and practice the main concepts of the Unit by solving a worksheet.

Ask them a few questions relevant to 3-D shapes and Geometry.

Roam around the class. Check their work. Guide them if needed. Recall some steps of addition so that students can easily attempt all questions.

Review:

10 mins

Retell the basic concepts and correct the common mistakes.

Evaluation:

0min

N/A

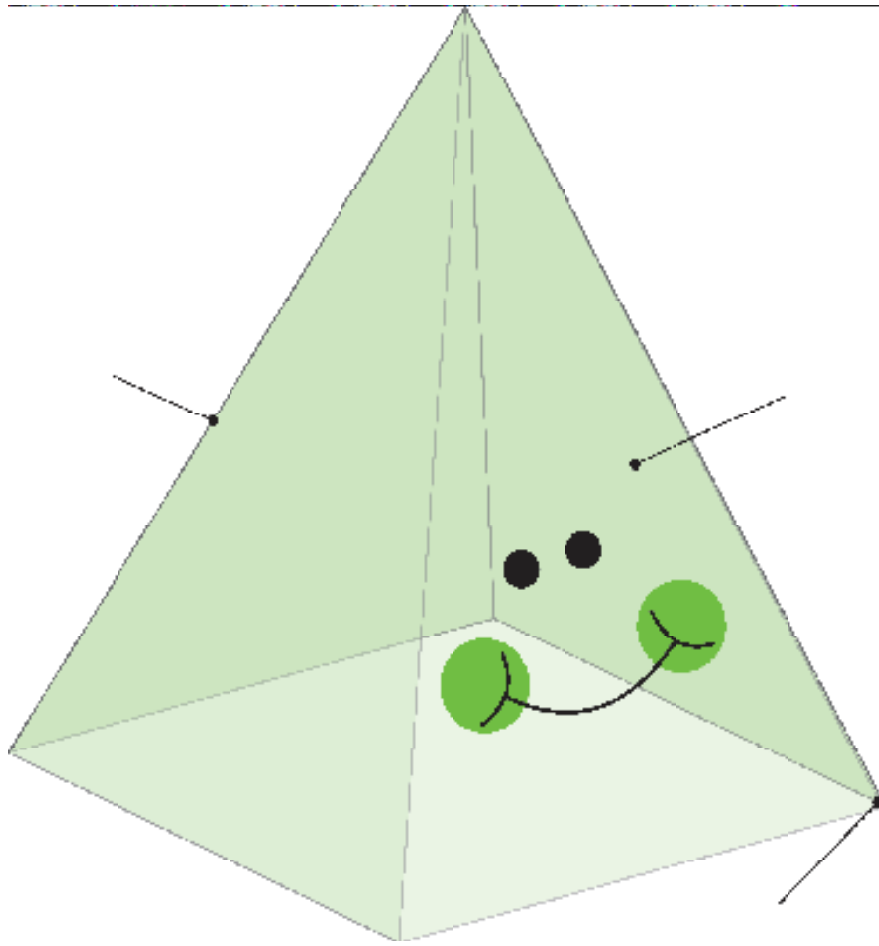
Homework:

5min

N/A

Worksheet

1. Label the given shape.



2. Fill in the blanks.

My name is Pyramid.

I have _____ faces.

I have _____ edges.

I have _____ vertices.

Lesson Plan

Grade: Three

Subject: Maths

Term: 3rd

Time: 40mins

Teacher's Name: _____

Week: 10

Day: 4

Unit 6: Geometry

Topic name: Revision

Student Learning Outcomes:

- Representation of data by Carroll Diagram.
- Read and interpret a Carroll Diagram.

Resource Material:

Worksheet

Teaching and Learning Activities:

10 mins

Ask students: How are you? Encourage them to say, "Alhamdulillah".

Tell students that they are going to revise and practice the main concepts of the Unit by solving a worksheet.

Ask them a few questions relevant to Carroll diagram.

Roam around the class. Check their work. Guide them if needed. Recall some steps of addition so that students can easily attempt all questions.

Review:

10 mins

Retell the basic concepts and correct the common mistakes.

Evaluation:

0min

N/A

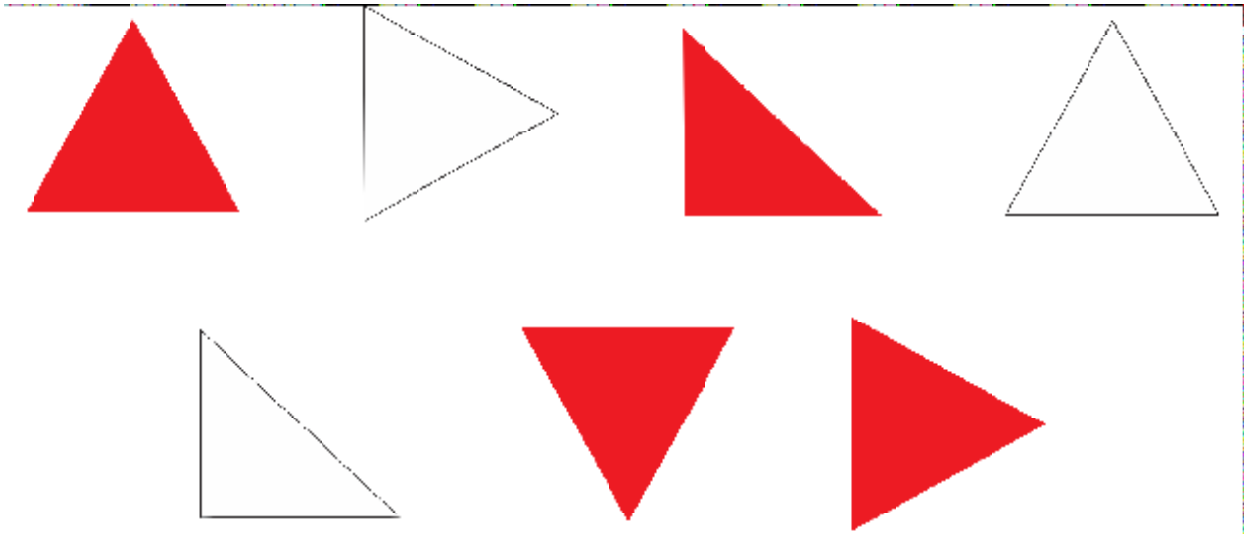
Homework:

5min

N/A

Worksheet

1. Sort the following shapes aby drawing them in a Carroll Diagram.



	Triangle	Not Triangle
Red		
Not Red		

Lesson Plan

Grade: Three

Subject: Maths

Term: 3rd

Time: 40mins

Teacher's Name: _____

Week: 10

Day: 5

Unit 7: Data Handling

Topic name: Revision

Student Learning Outcomes:

- Representation of data by Carroll Diagram.
- Read and interpret a Carroll Diagram.

Resource Material:

Worksheet

Teaching and Learning Activities:

10 mins

Ask students: How are you? Encourage them to say, "Alhamdulillah".

Tell students that they are going to revise and practice the main concepts of the Unit by solving a worksheet.

Ask them a few questions relevant to tally chart.

Roam around the class. Check their work. Guide them if needed. Recall some steps of addition so that students can easily attempt all questions.

Review:

10 mins

Retell the basic concepts and correct the common mistakes.

Evaluation:

0min

N/A

Homework:

5min

N/A

1. The following tally chart shows the favourite drinks of the grade 3 students.

Drinks	Tally marks
Milk	
Orange Juice	
Apple Juice	
Carrot Juice	
Mango Juice	

- a) How many students like milk?
- b) How many students like apple juice?
- c) Which one is the most favourite juice?
- d) Which one is the least favourite juice?
- e) How many students like mango juice and orange juice altogether?
- f) Which two drinks are equally popular?

Lesson Plan

Grade: Three

Subject: Maths

Term: 3rd

Time: 40mins

Teacher's Name: _____

Week: 10

Day: 6

Unit 7: Data Handling

Topic name: Revision

Student Learning Outcomes:

- Representation of data by Carroll Diagram.
- Read and interpret a Carroll Diagram.

Resource Material:

Worksheet

Teaching and Learning Activities:

10 mins

Ask students: How are you? Encourage them to say, "Alhamdulillah".

Tell students that they are going to revise and practice the main concepts of the Unit by solving a worksheet.

Ask them a few questions relevant to about picture graph.

Roam around the class. Check their work. Guide them if needed. Recall some steps of addition so that students can easily attempt all questions.

Review:

10 mins

Retell the basic concepts and correct the common mistakes.

Evaluation:

0min

N/A

Homework:

5min

N/A

Worksheet

1. The following picture graph shows the sale of the Fruits in a shop. 1 picture represent 5 Fruits.



2. Look at the graph and answer these questions.
- Which fruit is the most favourite?
 - How many fruits are sold altogether?
 - Which fruit is the least favourite? How much more Banana sold than mango?