

Lesson Plan

Grade: Two	Subject: Math	Term: 3 rd	Time: 40mins
-------------------	----------------------	------------------------------	---------------------

Teacher's Name: _____	Week: 10	Day: 1
------------------------------	-----------------	---------------

Unit 6: Geometry	Topic: Summary and Review Exercise
-------------------------	---

Student Learning Outcomes:

- Recall the concepts of the whole unit.

Resource Material:

Chalk/marker, white-/blackboard, Math Textbook

Teaching and Learning Activities:

30mins

- Before beginning the lesson, ask students to say "Tasmiya."
- Tell the students that they are going to practice the unit by solving a review exercise.
- Ask them to solve Q3,4 of review exercise on page 128.
- Roam around the class. Check their work. Guide them if needed. Recall some steps of addition so that students can easily attempt all questions.

Review:

10mins

Check their work, in front of the students. And correct their mistakes.

Evaluation:

0min

N/A

Homework:

0min

N/A

Lesson Plan

Grade: Two	Subject: Math	Term: 3 rd	Time: 40mins
-------------------	----------------------	------------------------------	---------------------

Teacher's Name: _____	Week: 10	Day: 2
------------------------------	-----------------	---------------

Unit 5: Time	Topic: Revision
---------------------	------------------------

Student Learning Outcomes:

- Recognize the number of hours in a day and numbers of minutes in an hour.
- Read and write the time from a clock in hours and minutes (with five-minute intervals) e.g., read 8:15 as eight fifteen and 8:50 as eight fifty.
- Draw hands in a clock to show time in hours and minutes (with five minutes intervals)

Resource Material:

Worksheet

Teaching and learning Activities: 10mins

- Before beginning the lesson, ask students to say "Tasmiya."
- Tell the students that they are going to revise and practice the unit by solving a worksheet.
- Ask them a few questions relevant to time.
- Give the worksheet to the students and instruct them to complete the worksheet on time. Guide them to solve the worksheet.

Review: 10mins

Check the worksheet, in front of the students. And correct their mistakes.

Evaluation: 0min

N/A

Homework: 0min

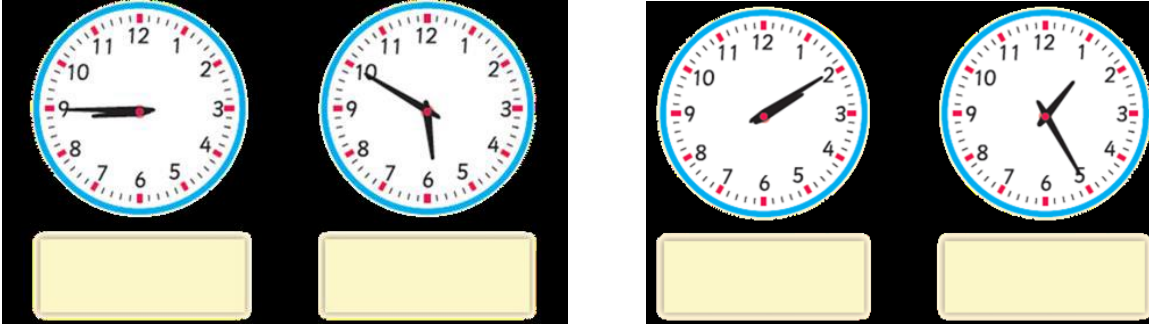
N/A

Name: _____


Subject: Math

Topic Name: Revision


1. Look at the clocks and write the time each clock shows.




2. Draw hands on the clock according to the given time.




9 : 10




10 : 45



2 : 15



4 : 40



8 : 00

Lesson Plan

Grade: Two **Subject:** Math **Term:** 3rd **Time:** 40mins

Teacher's Name: _____ **Week:** 10 **Day:** 3

Unit 5: Time **Topic:** Revision

Student Learning Outcomes:

- Recognize a.m. and p.m.

Resource Material:

Worksheet

Teaching and learning Activities: 10mins

- Before beginning the lesson, ask students to say "Tasmiya."
- Tell the students that they are going to revise and practice the unit by solving a worksheet.
- Ask them a few questions relevant to time.
- Tell students they are going to revise and practice the main concepts of the Unit by solving a worksheet.
- Give the worksheet to the students and instruct them to complete the worksheet on time. Guide them to solve the worksheet.

Review: 10mins

Check the worksheet, in front of the students. And correct their mistakes.

Evaluation: 0min

N/A

Homework: 0min


N/A

Name: _____

Subject: Math

Topic Name: Revision

1. Look at the pictures and write a.m. and p.m. in the given boxes.



2. Write a.m. and p.m. with the given times.

a) 8:10 in the morning

b) 9:00 in the evening

c) 6:30 in the evening

d) 2:00 in the afternoon

Lesson Plan

Grade: Two **Subject:** Math **Term:** 3rd **Time:** 40mins

Teacher's Name: _____ **Week:** 10 **Day:** 4

Unit 6: Geometry **Topic:** Revision

Student Learning Outcomes:

- Use solar calendar to find a particular date/day.
- Use Islamic calendar to find a particular date/day.

Resource Material:

Worksheet

Teaching and Learning Activities: 10mins

- Before beginning the lesson, ask students to say "Tasmiya."
- Tell the students that they are going to revise and practice the unit by solving a worksheet.
- Ask them a few questions relevant to Time.
- Tell students that they are going to revise and practice the main concepts of the Unit by solving a worksheet.
- Give the worksheet to the students and instruct them to complete the worksheet on time. Guide them to solve the worksheet.

Review: 10mins

Check the worksheet, in front of the students. And correct their mistakes.

Evaluation: 0min

N/A

Homework: 0min

N/A

Name: _____

Subject: Math

Topic Name: Revision

1. Read and order the months in Islamic calendar.

Muharram
Safar
Rabi-ul-Awwal
Rabi-ul-Thani
Jummada-al-Awwal
Jammada-al-Sani
Rajab
Shaban
Shawwal
Ramadan
Zulqaidah
Zulhuijjah

1st	
2nd	
3rd	
4th	
5th	
6th	
7th	
8th	
9th	
10th	
11th	
12th	

Lesson Plan

Grade: Two	Subject: Math	Term: 3 rd	Time: 40mins
-------------------	----------------------	------------------------------	---------------------

Teacher's Name: _____	Week: 10	Day: 5
------------------------------	-----------------	---------------

Unit 6: Geometry	Topic: Revision
-------------------------	------------------------

Student Learning Outcomes:

- Identify the figure like square, rectangle, triangle, circle, semicircle and quarter-circle.
- Identify vertices and sides of triangle, rectangle and square.
- Differentiate between a straight line and a curved line.
- Identify straight lines and curved lines from the given drawings.

Resource Material:

Worksheet

Teaching and Learning Activities: 10mins

- Before beginning the lesson, ask students to say "Tasmiya."
- Tell the students that they are going to revise and practice the unit by solving a worksheet.
- Ask them a few questions relevant to geometry.
- Give the worksheet to the students and instruct them to complete the worksheet on time. Guide them to solve the worksheet.

Review: 10mins

Check the worksheet, in front of the students. And correct their mistakes.

Evaluation: 0min

N/A

Homework: 0min







N/A

Name: _____

Subject: Math

Topic Name: Revision

1. Circle and correct answer for each of the following.

Shape	Number of straight sides	Number of curved sides	Number of corners
			
			
			
			
			
			

Lesson Plan

Grade: Two **Subject:** Math **Term:** 3rd **Time:** 40mins

Teacher's Name: _____ **Week:** 10 **Day:** 6

Unit 6: Geometry **Topic:** Revision

Student Learning Outcomes:

- Use a ruler a draw a straight line of given length (exclude fractional length).
- Make/complete geometrical patterns on square grid according to one or two of the following attributes: (Shape Size Orientation (direction)).
- Recognize and name 3-D objects (cube, cuboid, cylinder, cone and sphere).

Resource Material:

Worksheet

Teaching and Learning Activities: 10mins

- Before beginning the lesson, ask students to say “Tasmiya.”
- Tell the students that they are going to revise and practice the unit by solving a worksheet.
- Ask them a few questions relevant to geometry.
- Give the worksheet to the students and instruct them to complete the worksheet on time. Guide them to solve the worksheet.

Review: 10mins

Check the worksheet, in front of the students. And correct their mistakes.

Evaluation: 0min

N/A

Homework: 0min


N/A

Name: _____

Subject: Math


Topic Name: Revision

1. Fill in the blanks.




I am a _____.

I have _____ equal sides.



I am a _____.

I have _____ flat faces and
one _____ face.

I am a _____.

I have _____ sides.



I am a _____.

I have _____ flat face and
one _____ face.

I am a _____.

I am a _____ shape.