

# Lesson Plan

Grade: One

Subject: Math

Term: 3<sup>rd</sup>

Time: 40mins

Teacher's Name: \_\_\_\_\_

Week: 5

Day: 1

Unit 4: Money

Topic: Revision

## Student Learning Outcomes:

At the end of this period, the students will be able to:

- Add and subtract money using the prices of objects transactions e.g., toys.

## Resource Material:

Worksheet

## Teaching & Learning Activities:

25mins

- Before beginning the lesson, ask students to say "Tasmiya."
- Tell the students that they are going to revise and practice the unit by solving worksheet.
- Give worksheet, to them and instruct them to complete the worksheet on time.
- Guide them to solve the worksheet.

## Review:

3mins

Check the worksheet, in front of the students. And correct their mistakes.

## Evaluation:

0mins

N/A

## Homework:

0mins

N/A

Name: \_\_\_\_\_

Subject: Math

Topic Name: Revision

**1. Solve.**

- a Hina bought a chocolate bar and a packet of chips. How much did she spend using above prices?

Price of a chocolate bar

=

+
_____

Price of chips

=

+

She spent

=



Rs 30



Rs 60

- b Alina has Rs 95. If she buys a packet of popcorn for Rs 50, how much money will be left with her?

Alina has an amount

=

-
_____

Price of popcorn pack

=

-

Amount that will be left

=



Rs 50

# Lesson Plan

Grade: One

Subject: Math

Term: 3<sup>rd</sup>

Time: 40mins

Teacher's Name: \_\_\_\_\_

Week: 5

Day: 2

Unit 4: Money

Topic: Revision

## Student Learning Outcomes:

At the end of this period, the students will be able to:

- Determine if enough money is available to make purchase (up to 100).

## Resource Material:

Worksheet

## Teaching & Learning Activities:

25mins

- Before beginning the lesson, ask students to say "Tasmiya."
- Tell the students that they are going to revise and practice the unit by solving worksheet.
- Give worksheet, to them and instruct them to complete the worksheet on time.
- Guide them to solve the worksheet.

## Review:

3mins

Check the worksheet, in front of the students. And correct their mistakes.

## Evaluation:

0mins

N/A

## Homework:

0mins

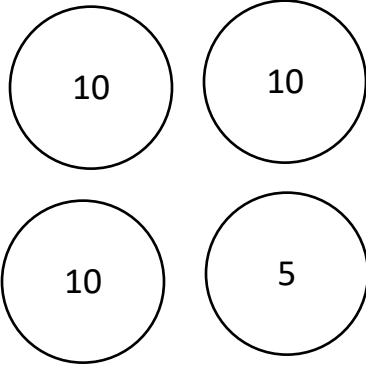
N/A

Name: \_\_\_\_\_

Subject: Math

Topic Name: Revision

1. Ayan has the coins below. Tick the toys he could buy.



Car	
Ball	
Cat	
Bike	

2. Draw note and coins to show the price for each object.



# Lesson Plan

Grade: One

Subject: Math

Term: 3<sup>rd</sup>

Time: 40mins

Teacher's Name: \_\_\_\_\_

Week: 5

Day: 3

Unit 5: Time

Topic: Revision

## Student Learning Outcomes:

At the end of this period, the students will be able to:

- Recognize the hour and minute hands of an analog clock.
- Read and tell time in hours from the analog clock e.g., 2 o'clock.

## Resource Material:

Worksheet

## Teaching & Learning Activities:

25mins

- Before beginning the lesson, ask students to say "Tasmiya."
- Tell the students that they are going to revise and practice the unit by solving worksheet.
- Give worksheet, to them and instruct them to complete the worksheet on time.
- Guide them to solve the worksheet.

## Review:

3mins

Check the worksheet, in front of the students. And correct their mistakes.

## Evaluation:

0mins

N/A

## Homework:

0mins

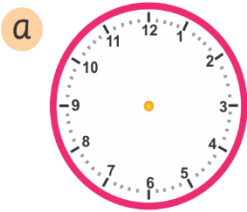
N/A

Name: \_\_\_\_\_

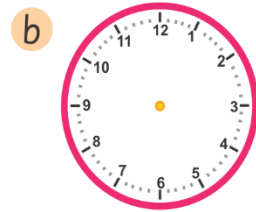
Subject: Math

Topic Name: Revision

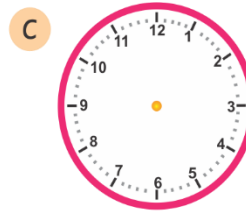
1. Draw hands on the clock to show given time.



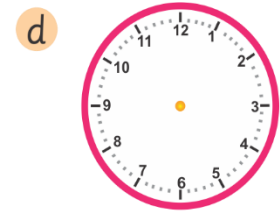
5 o'clock



9 o'clock



12 o'clock



6 o'clock

2. Circle each time for each clock.



11:55

11:00

12:05



3:00

12:15

12:03



12:35

7:00

12:07



12:10

10:12

10:00

# Lesson Plan

Grade: One

Subject: Math

Term: 3<sup>rd</sup>

Time: 40mins

Teacher's Name: \_\_\_\_\_

Week: 5

Day: 4

Unit 5: Time

Topic: Revision

## Student Learning Outcomes:

At the end of this period, the students will be able to:

- Read and tell time in hours from digital clock.

## Resource Material:

Worksheet

## Teaching & Learning Activities:

25mins

- Before beginning the lesson, ask students to say "Tasmiya."
- Tell the students that they are going to revise and practice the unit by solving worksheet.
- Give worksheet, to them and instruct them to complete the worksheet on time.
- Guide them to solve the worksheet.

## Review:

3mins

Check the worksheet, in front of the students. And correct their mistakes.

## Evaluation:

0mins

N/A

## Homework:

0mins

N/A

Name: \_\_\_\_\_

Subject: Math

Topic Name: Revision

1. Write down the correct time.

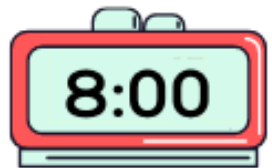
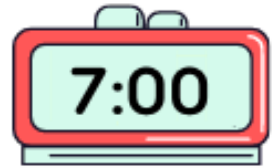


9 o'clock





2. Match the digital clock and analog clock showing the same time.



# Lesson Plan

Grade: One

Subject: Math

Term: 3<sup>rd</sup>

Time: 40mins

Teacher's Name: \_\_\_\_\_

Week: 5

Day: 5

Unit 5: Time

Topic: Revision

## Student Learning Outcomes:

At the end of this period, the students will be able to:

- Name days of the week in order.
- Identify which day comes after/before a particular day.

## Resource Material:

Worksheet

## Teaching & Learning Activities:

25mins

- Before beginning the lesson, ask students to say "Tasmiya."
- Tell the students that they are going to revise and practice the unit by solving worksheet.
- Give worksheet, to them and instruct them to complete the worksheet on time.
- Guide them to solve the worksheet.

## Review:

3mins

Check the worksheet, in front of the students and correct their mistakes.

## Evaluation:

0mins

N/A

## Homework:

0mins

N/A

Name: \_\_\_\_\_

Subject: Math

Topic Name: Revision

1. Write the days of week in order.

Sunday

Wednesday

Saturday

Tuesday

Thursday

Friday

Monday

# Lesson Plan

Grade: One

Subject: Math

Term: 3<sup>rd</sup>

Time: 40mins

Teacher's Name: \_\_\_\_\_

Week: 5

Day: 6

Unit 5: Time

Topic: Revision

## Student Learning Outcomes:

At the end of this period, the students will be able to:

- Name orally solar months of the year.

## Resource Material:

Worksheet

## Teaching & Learning Activities:

25mins

- Before beginning the lesson, ask students to say "Tasmiya."
- Tell the students that they are going to revise and practice the unit by solving worksheet.
- Give worksheet, to them and instruct them to complete the worksheet on time.
- Guide them to solve the worksheet.

## Review:

3mins

Check the worksheet, in front of the students and correct their mistakes.

## Evaluation:

0mins

N/A

## Homework:

0mins


N/A

Name: \_\_\_\_\_

Subject: Math

Topic Name: Revision

1. Write the number of the solar months of the year according to their order.



2. Write the number of the solar months of the year according to their order.

- a ..... b ..... c ..... d .....  
e ..... f ..... g ..... h .....  
i ..... j ..... k ..... l .....