

Lesson Plan

Grade: One

Subject: Math

Term: 3rd

Time: 40mins

Teacher's Name: _____

Week: 10

Day: 1

Unit 5: Time

Topic: Revision

Student Learning Outcomes:

At the end of this period, the students will be able to:

- Name orally Islamic months of the year.

Resource Material:

Worksheet

Teaching & Learning Activities:

10mins

Activity 1:

- Before beginning the lesson, ask students to say "Tasmiya."
- Tell students that they are going to revise and practice the unit.
- Give the worksheet to students. Instruct them to complete it. Roam around the class, check their work and guide them if needed.

Review:

10mins

Check the worksheets in front of students and correct their mistakes.

Evaluation:

0mins

N/A

Homework:

0mins

N/A

Name: _____

Date: _____

Q1. Match the column A and B.

Column A

Safar

Rajab

Zill Hajj

Jamadi-ul-Sani

Muharram

Ramadan

Column B

is the first Islamic month.

comes after Jamadi-ul-Awwal.

comes before Shawwal.

comes after Muharram.

is the last Islamic month.

comes after Rabi-ul-Sani.

Lesson Plan

Grade: One

Subject: Math

Term: 3rd

Time: 40mins

Teacher's Name: _____

Week: 10

Day: 2

Unit 6: Geometry

Topic: Revision

Student Learning Outcomes:

At the end of this period, the students will be able to:

- Recognize and identify shapes of similar objects in daily life.
- Identify the basic shapes (Rectangle, Square, Triangle).

Resource Material:

Worksheet

Teaching & Learning Activities:

10mins

Activity 1:

- Before beginning the lesson, ask students to say "Tasmiya."
- Tell students that they are going to revise and practice the unit.
- Give the worksheet to students. Instruct them to complete it. Roam around the class, check their work and guide them if needed.

Review:

10mins

Check the worksheets in front of students and correct their mistakes.

Evaluation:

0mins

N/A

Homework:

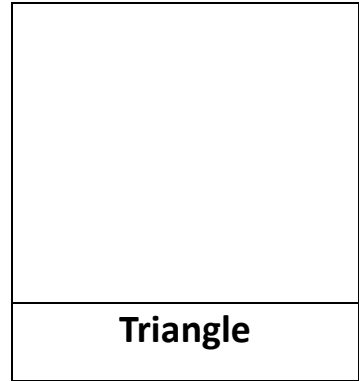

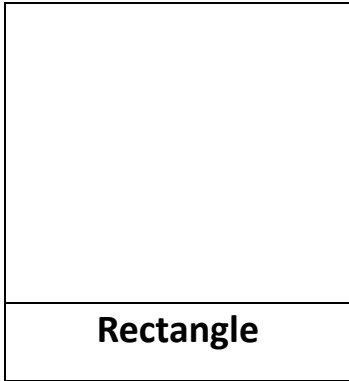
0mins

N/A

Name: _____

Date: _____


Q1. Draw and color the shape of (Rectangle, Square and Triangle).



Q2. Write names of shapes for these daily life objects.



.....



.....



.....



.....



.....

Lesson Plan

Grade: One

Subject: Math

Term: 3rd

Time: 40mins

Teacher's Name: _____

Week: 10

Day: 3

Unit 6: Geometry

Topic: Revision

Student Learning Outcomes:

At the end of this period, the students will be able to:

- Identify the basic shapes of circle and oval.
- Match similar basic shapes in daily life.

Resource Material:

Chalk/Marker, White/Blackboard, Math Textbook

Teaching & Learning Activities:

10mins

Activity 1:

- Before beginning the lesson, ask students to say "Tasmiya."
- Tell students that they are going to revise and practice the unit.
- Give the worksheet to students. Instruct them to complete it. Roam around the class, check their work and guide them if needed.

Review:

10mins

Check the worksheets in front of students and correct their mistakes.

Evaluation:

0mins

N/A

Homework:











0mins

N/A

Name: _____

Date: _____

Q1. Match these objects with the same shapes.

	•	•	
	•	•	
	•	•	
	•	•	
	•	•	

Q2. Find all 'Oval' shaped objects.

Lesson Plan

Grade: One

Subject: Math

Term: 3rd

Time: 40mins

Teacher's Name: _____

Week: 10

Day: 4

Unit 6: Geometry

Topic: Revision

Student Learning Outcomes:

At the end of this period, the students will be able to:

- Distinguish basic shapes by considering their attributes.
- Classify 2D shapes accordingly.

Resource Material:

Chalk/Marker, White/Blackboard, Math Textbook

Teaching & Learning Activities:

10mins

Activity 1:

- Before beginning the lesson, ask students to say "Tasmiya."
- Tell students that they are going to revise and practice the unit.
- Give the worksheet to students. Instruct them to complete it. Roam around the class, check their work and guide them if needed.

Review:

10mins

Based on the worksheets solved by students, retell the basic concepts and correct the common mistakes.

Evaluation:

0mins

N/A

Homework:


0mins

N/A

Name: _____

Date: _____

Q1. Name the following shapes and write the number of sides and corners of each shape.



Shape	Name	Sides	Corners
A			
B			
C			
D			
E			

Lesson Plan

Grade: One

Subject: Math

Term: 3rd

Time: 40mins

Teacher's Name: _____

Week: 10

Day: 5

Unit 6: Geometry

Topic: Revision

Student Learning Outcomes:

At the end of this period, the students will be able to:

- Identify the next shape in the pattern with 2 or 3 elements.
- Extend a given pattern of 2 or 3 elements.

Resource Material:

Chalk/Marker, White/Blackboard, Math Textbook

Teaching & Learning Activities:

10mins

Activity 1:

- Before beginning the lesson, ask students to say "Tasmiya."
- Tell students that they are going to revise and practice the unit.
- Give the worksheet to students. Instruct them to complete it. Roam around the class, check their work and guide them if needed.

Review:

10mins

Based on the worksheets solved by students, retell the basic concepts and correct the common mistakes.

Evaluation:

0mins

N/A

Homework:


0mins

N/A

Name: _____

Date: _____

Q1. What shape comes next?



Lesson Plan

Grade: One

Subject: Math

Term: 3rd

Time: 40mins

Teacher's Name: _____

Week: 10

Day: 6

Unit 6: Geometry (Positions)

Topic: Revision

Student Learning Outcomes:

At the end of this period, the students will be able to:

- Identify whether an object is placed:
- Inside or outside
- Above or below
- Over or under
- Near or far
- Before or after a given object

Resource Material:

Chalk/Marker, White/Blackboard, Math Textbook

Teaching & Learning Activities:

10mins

Activity 1:

- Before beginning the lesson, ask students to say "Tasmiya."
- Tell students that they are going to revise and practice the unit.
- Give the worksheet to students. Instruct them to complete it. Roam around the class, check their work and guide them if needed.

Review:

10mins

Based on the worksheets solved by students, retell the basic concepts and correct the common mistakes.

Evaluation:

0mins

N/A

Homework:

0mins

N/A

Name: _____

Date: _____

Q1. Look at the picture and fill in the blanks.



1. The book is _____ the table.



2. The birds are _____ the tree.



3. The ladybird is _____ the bottle.



4. Dolphin is _____ the water.



5. The ball is _____ the tree.