

Lesson Plan

Grade: Two	Subject: Math	Term: 2 nd	Time: 40mins
-------------------	----------------------	------------------------------	---------------------

Teacher's Name: _____	Week: 5	Day: 1
------------------------------	----------------	---------------

Unit 2: Subtraction	Topic: Revision
----------------------------	------------------------

Student Learning Outcomes:

- Subtract 1-digit number from 3-digit number without borrowing.
- Subtract 2-digit number from 3-digit number without borrowing.

Resource Material:

Worksheet

Teaching and Learning Activities: 10mins

- Before beginning the lesson, ask students to say "Tasmiya."
- Ask them a few questions relevant to subtraction of 1 and 2-digit numbers from 3-digit numbers without borrowing.
- Tell students that they are going to revise and practice the main concepts of the unit by solving a worksheet.

Review: 10mins

Check the worksheets of students and correct their mistakes.

Evaluation: 0mins

N/A

Homework: 0mins

N/A

Q1. Subtract the following.

(a)	H	T	O
	7	7	8
	-		4
<hr/>			

(b)	H	T	O
	7	4	6
	-		3
<hr/>			

(c)	H	T	O
	6	5	9
	-		5
<hr/>			

(d)	H	T	O
	4	3	8
	-	2	6
<hr/>			

(e)	H	T	O
	8	7	5
	-	4	3
<hr/>			

(f)	H	T	O
	1	1	0
	-	1	0
<hr/>			

Lesson Plan

Grade: Two **Subject:** Math **Term:** 2nd **Time:** 40mins

Teacher's Name: _____ **Week:** 5 **Day:** 2

Unit 2: Subtraction **Topic:** Revision

Student Learning Outcomes:

- Subtract 3-digit number from 3-digit number without borrowing.
- Solve real life number stories of subtraction up to 3-digits without borrowing.

Resource Material:

Worksheet

Teaching and Learning Activities: 10mins

- Before beginning the lesson, ask students to say "Tasmiya."
- Ask them a few questions relevant to subtraction of 3-digit numbers.
- Tell students that they are going to revise and practice the main concepts of the unit by solving a worksheet.

Review: 10mins

Check the worksheets of students and correct their mistakes.

Evaluation: 0mins

N/A

Homework: 0mins

N/A

Q1. Subtract the following.

(a)	H	T	O
	6	7	6
	-	5	3
	4		
<hr/>			

(b)	H	T	O
	8	3	5
	-	5	1
	0		
<hr/>			

(c)	H	T	O
	9	7	2
	-	8	4
	1		
<hr/>			

(d)	H	T	O
	8	7	4
	-	5	3
	2		
<hr/>			

(e)	H	T	O
	8	6	6
	-	3	1
	2		
<hr/>			

(f)	H	T	O
	7	0	5
	-	5	0
	3		
<hr/>			

Lesson Plan

Grade: Two	Subject: Math	Term: 2 nd	Time: 40mins
-------------------	----------------------	------------------------------	---------------------

Teacher's Name: _____	Week: 5	Day: 3
------------------------------	----------------	---------------

Unit 2: Subtraction	Topic: Revision
----------------------------	------------------------

Student Learning Outcomes:

- Subtract 1-digit number from 3-digit number without borrowing.
- Subtract 2-digit number from 3-digit number with borrowing.

Resource Material:

Worksheet

Teaching and Learning Activities: 10mins

- Before beginning the lesson, ask students to say "Tasmiya."
- Ask them a few questions relevant to subtraction of 3-digit numbers.
- Tell students that they are going to revise and practice the main concepts of the unit by solving a worksheet.

Review: 10mins

Check the worksheets of students and correct their mistakes.

Evaluation: 0mins

N/A

Homework: 0mins

N/A

Q1. Subtract the following.

(a)	H	T	O
	2	6	0
	-		3
<hr/>			

(b)	H	T	O
	2	2	8
	-		9
<hr/>			

(c)	H	T	O
	3	4	3
	-		5
<hr/>			

(d)	H	T	O
	5	3	2
	-	2	3
<hr/>			

(e)	H	T	O
	7	4	3
	-	2	8
<hr/>			

(f)	H	T	O
	8	7	4
	-	5	5
<hr/>			

Lesson Plan

Grade: Two	Subject: Math	Term: 2 nd	Time: 40mins
-------------------	----------------------	------------------------------	---------------------

Teacher's Name: _____	Week: 5	Day: 4
------------------------------	----------------	---------------

Unit 2: Subtraction	Topic: Revision
----------------------------	------------------------

Student Learning Outcomes:

- Subtract 3-digit number from 3-digit number without borrowing.
- Solve real life number stories of subtraction up to 3-digits with borrowing.

Resource Material:

Worksheet

Teaching and Learning Activities: 10mins

- Before beginning the lesson, ask students to say "Tasmiya."
- Ask them a few questions relevant to subtraction of 3-digit numbers.
- Tell students that they are going to revise and practice the main concepts of the unit by solving a worksheet.

Review: 10mins

Check the worksheets of students and correct their mistakes.

Evaluation: 0mins

N/A

Homework: 0mins

N/A

Q1. Subtract the following.

(a)	H	T	O
	7	2	3
	-	2	8
	8		

(b)	H	T	O
	8	2	4
	-	5	3
	8		

(c)	H	T	O
	7	4	0
	-	5	2
	5		

(d)	H	T	O
	2	5	4
	-	1	6
	6		

(e)	H	T	O
	7	5	6
	-	4	5
	9		

(f)	H	T	O
	8	7	8
	-	5	8
	9		

Lesson Plan

Grade: Two **Subject:** Math **Term:** 2nd **Time:** 40mins

Teacher's Name: _____ **Week:** 5 **Day:** 5

Unit 2: Subtraction **Topic:** Revision

Student Learning Outcomes:

- Recognize multiplication as repeated addition and use multiplication symbol "x".

Resource Material:

Worksheet

Teaching and Learning Activities: 10mins

- Before beginning the lesson, ask students to say "Tasmiya."
- Ask them a few questions relevant to subtraction of 3-digit numbers.
- Tell students that they are going to revise and practice the main concepts of the unit by solving a worksheet.

Review: 10mins

Check the worksheets of students and correct their mistakes.

Evaluation: 0mins

N/A

Homework: 0mins

N/A

Name: _____

Date: _____

Q1. Fill in the blanks.

(a) $3 + 3 + 3 + 3 = 4 \times 3 = \boxed{}$

(b) $5 + 5 + 5 + 5 = 5 \times 4 = \boxed{}$

(c) $2 + \boxed{} 2 + \boxed{} 2 = 5 \times \boxed{} = \boxed{}$

(d) $2 + \boxed{} 2 + \boxed{} 2 = 2 \times \boxed{} = \boxed{}$

(e) $4 + 4 + 4 + 4 = \boxed{} \times 4 = \boxed{}$

Lesson Plan

Grade: Two

Subject: Math

Term: 2nd

Time: 40mins

Teacher's Name: _____

Week: 5

Day: 6

Unit 2: Multiplication

Topic: Revision

Student Learning Outcomes:

- Complete number sequences in steps of 2, 3.

Resource Material:

Worksheet

Teaching and Learning Activities:

10mins

- Before beginning the lesson, ask students to say "Tasmiya."
- Tell students that they are going to revise and practice the main concepts of the unit by solving a worksheet.
- Ask them a few questions relevant to counting in steps of 2, 3.

Review:

10mins

Check the worksheets of students and correct their mistakes.

Evaluation:

0mins

N/A

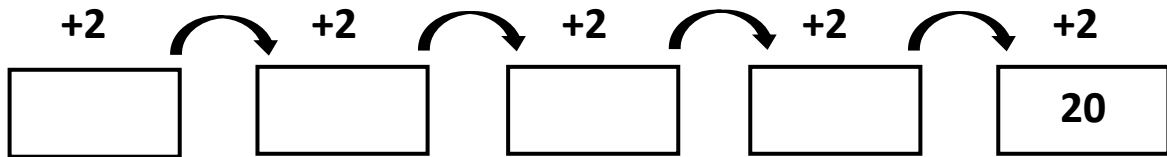
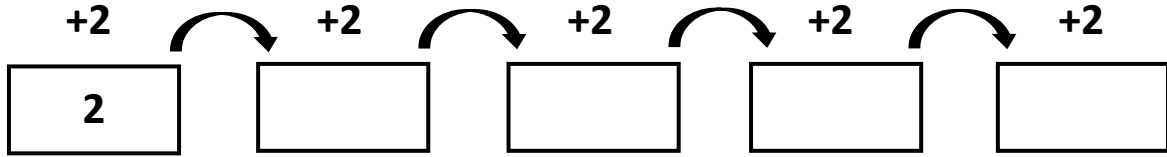
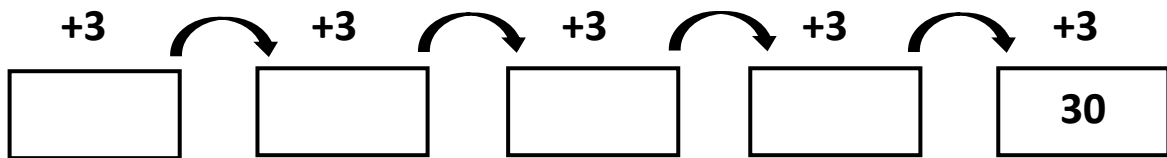
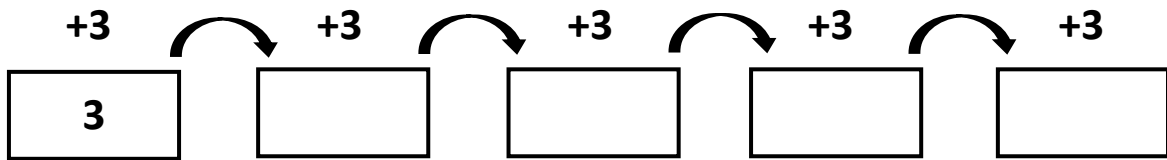
Homework:

0mins

N/A

Name: _____

Date: _____

Q1. By counting in steps of 2. Complete the following.**Q2. By counting in steps of 3. Complete the following.****Q3. Count in steps of 4. Complete the sequence.**