

# Lesson Plan

Grade: One

Subject: Maths

Term: 2<sup>nd</sup>

Time: 40mins

Teacher's Name: \_\_\_\_\_

Week: 10

Day: 1

Unit 1: Whole Numbers

Topic: Revision

## Student Learning Outcomes:

- Compare the masses of two or more objects using the terms:
- Heavy, heavier, heaviest

## Resource Material:

Worksheet.

## Teaching and Learning Activities:

10 mins

- Before beginning the lesson, ask students to say "Tasmiyah".
- Tell the students that they are going to revise and practice the unit by solving a worksheet.
- Ask them a few questions about whole numbers. Give the worksheet to the students and instruct them to complete the worksheet on time. Guide them to solve the worksheet.

## Review:

10mins

Check the worksheet, in front of the students. And correct their mistakes.

## Evaluation:

0min

N/A

## Homework:

0min


N/A

Name: \_\_\_\_\_

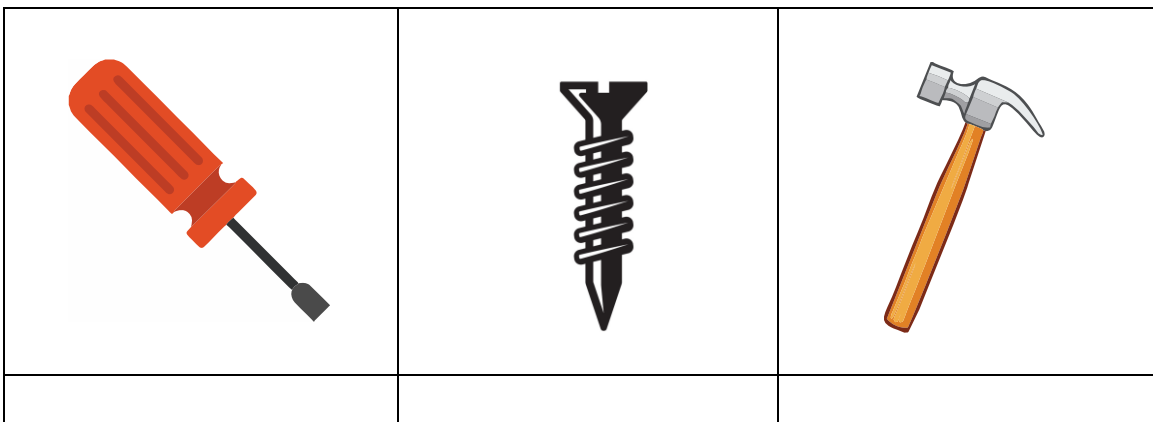
Subject: Maths

Topic Name: Revision

1. Write heavy, heavier and heaviest under relevant picture.



2. Tick (✓) the heaviest among the following.



# Lesson Plan

Grade: One

Subject: Maths

Term: 2<sup>nd</sup>

Time: 40mins

Teacher's Name: \_\_\_\_\_

Week: 10

Day: 2

Unit 2: Measurement

Topic: Revision

## Student Learning Outcomes:

- Compare the masses of two or more objects using the terms:
- Light, lighter, lightest

## Resource Material:

Worksheet.

## Teaching and Learning Activities:

10 mins

- Before beginning the lesson, ask students to say "Tasmiyah".
- Tell the students that they are going to revise and practice the unit by solving a worksheet.
- Ask them a few questions about whole numbers. Give the worksheet to the students and instruct them to complete the worksheet on time. Guide them to solve the worksheet.

## Review:

10mins

Check the worksheet, in front of the students. And correct their mistakes.

## Evaluation:

0min

N/A

## Homework:

0min

N/A

Name: \_\_\_\_\_

Subject: Maths

Topic Name: Revision

Tick the correct picture.


1. Which fruit is lighter?



\_\_\_\_\_




\_\_\_\_\_



\_\_\_\_\_

2. Which object is lightest?



\_\_\_\_\_



\_\_\_\_\_




\_\_\_\_\_

3. Write light, lighter and lightest.



\_\_\_\_\_



\_\_\_\_\_



\_\_\_\_\_

# Lesson Plan

Grade: One

Subject: Maths

Term: 2<sup>nd</sup>

Time: 40mins

Teacher's Name: \_\_\_\_\_

Week: 10

Day: 3

Unit 4: Money

Topic: Revision

## Student Learning Outcomes:

- Identify Pakistani currency coins (Rs, 1,2,5 and 10).

## Resource Material:

Worksheet.

## Teaching and Learning Activities:

10 mins

- Before beginning the lesson, ask students to say "Tasmiyah".
- Tell the students that they are going to revise and practice the unit by solving a worksheet.
- Ask them a few questions about addition. Give the worksheet to the students and instruct them to complete the worksheet on time. Guide them to solve the worksheet.

## Review:

10mins

Check the worksheet, in front of the students. And correct their mistakes.

## Evaluation:

0min

N/A

## Homework:

0min


N/A

Name: \_\_\_\_\_


Subject: Maths

Topic Name: Revision


1. Write the value of each coins.




Rupees



Rupees



Rupees



Rupees

# Lesson Plan

Grade: One

Subject: Maths

Term: 2<sup>nd</sup>

Time: 40mins

Teacher's Name: \_\_\_\_\_

Week: 10

Day: 4

Unit 4: Money

Topic: Revision

## Student Learning Outcomes:

- Identify Pakistani currency notes (Rs 10, 20, 50 and 100).

## Resource Material:

Worksheet.

## Teaching and Learning Activities:

10 mins

- Before beginning the lesson, ask students to say "Tasmiyah".
- Tell the students that they are going to revise and practice the unit by solving a worksheet.
- Ask them a few questions about addition. Give the worksheet to the students and instruct them to complete the worksheet on time. Guide them to solve the worksheet.

## Review:

10mins

Check the worksheet, in front of the students and correct their mistakes.

## Evaluation:

0min

N/A

## Homework:

0min


N/A

Name: \_\_\_\_\_

Subject: Maths

Topic Name: Revision

1. Write the value of each note.



\_\_\_\_\_



\_\_\_\_\_



\_\_\_\_\_



\_\_\_\_\_



# Lesson Plan

Grade: One

Subject: Maths

Term: 2<sup>nd</sup>

Time: 40mins

Teacher's Name: \_\_\_\_\_

Week: 10

Day: 5

Unit 4: Money

Topic: Revision

## Student Learning Outcomes:

- Identify Pakistani currency note (Rs 10,20,50 and 100).

## Resource Material:

Worksheet.

## Teaching and Learning Activities:

10 mins

- Before beginning the lesson, ask students to say "Tasmiyah".
- Tell the students that they are going to revise and practice the unit by solving a worksheet.
- Ask them a few questions about whole numbers. Give the worksheet to the students and instruct them to complete the worksheet on time. Guide them to solve the worksheet.

## Review:

10mins

Check the worksheet, in front of the students. And correct their mistakes.

## Evaluation:

0min

N/A

## Homework:

0min

N/A

Name: \_\_\_\_\_

Subject: Maths

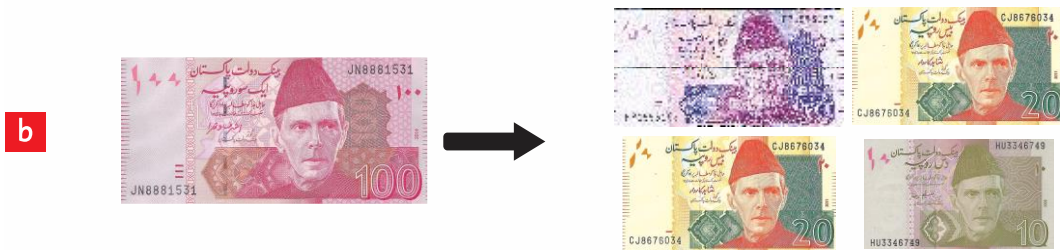
Topic Name: Revision

1. Add the following.



Ten rupees (coins)

=  Two rupee coins and  
 One rupee coins



Hundred rupees  
 (Hundred rupee note)

=  Fifty rupee note,  
 Twenty rupee notes and  
 Ten rupee note

# Lesson Plan

Grade: One

Subject: Maths

Term: 2<sup>nd</sup>

Time: 40mins

Teacher's Name: \_\_\_\_\_

Week : 10

Day: 6

Unit 4: Money

Topic: Revision

## Student Learning Outcomes:

- Match a group of coins/ note to an equivalent group of different denominators.

## Resource Material:

Worksheet.

## Teaching and learning Activities:

10 mins

- Before beginning the lesson, ask students to say “Tasmiyah”.
- Tell the students that they are going to revise and practice the unit by solving a worksheet.
- Ask them a few questions about whole numbers. Give the worksheet to the students and instruct them to complete the worksheet on time. Guide them to solve the worksheet.

## Review:

10mins

Check the worksheet, in front of the students and correct their mistakes.

## Evaluation:

0min

N/A

## Homework:

0min

N/A

Name: \_\_\_\_\_

Subject: Maths

Topic Name: Revision

1. Match the equal amounts.

