

# Lesson Plan

Grade: Two

Subject: Maths

Term: 1st

Time: 40min

Teacher's Name: \_\_\_\_\_

Week : 5

Day: 1

Unit 1: Whole Numbers

Topic : Revision

## Student Learning Outcomes:

- Write ordinal numbers from first to twentieth.
- Write numbers 1 – 100 in words.

## Resource Material:

Worksheet

## Teaching and Learning Activities:

10 mins

- Before beginning the lesson, ask students to say “Tasmiyah”.
- Tell the students that they are going to revise and practice the unit by solving a worksheet.
- Ask them few questions about whole numbers. Give the worksheet to the students and instruct them to complete the worksheet on time.
- Guide them in solving worksheet.

## Review:

10mins

Check the worksheet, in front of the students. And correct their mistakes.

## Evaluation:

0min

N/A

## Homework:

0min

N/A

Name: \_\_\_\_\_

Subject: Maths

Topic Name: Revision

1. Write the position of each child in a race.



2. Write the following numbers in words.

19 \_\_\_\_\_

27 \_\_\_\_\_

58 \_\_\_\_\_

22 \_\_\_\_\_

6 \_\_\_\_\_

91 \_\_\_\_\_

15 \_\_\_\_\_

78 \_\_\_\_\_

3. Complete the missing numbers in numerals and words.

Sixty-three ( )

( ) 16

Seventy-nine ( )

( ) 88

Fourty-six ( )

( ) 13

# Lesson Plan

Grade: Two

Subject: Maths

Term: 1st

Time: 40min

Teacher's Name: \_\_\_\_\_

Week : 5

Day: 2

Unit 1: Whole Numbers

Topic : Revision

## Student Learning Outcomes:

- Read numbers up to 999.
- Write numbers up to 999 as numerals.

## Resource Material:

Worksheet

## Teaching and Learning Activities:

10 mins

- Before beginning the lesson, ask students to say “Tasmiyah”.
- Tell the students that they are going to revise and practice the unit by solving a worksheet.
- Ask them a few questions about whole numbers. Give the worksheet to the students and instruct them to complete the worksheet on time. Guide them in solving the worksheet.

## Review:

10mins

Check the worksheet, in front of the students. And correct their mistakes.

## Evaluation:

0min

N/A

## Homework:

0min

N/A

# Worksheet

Name: \_\_\_\_\_

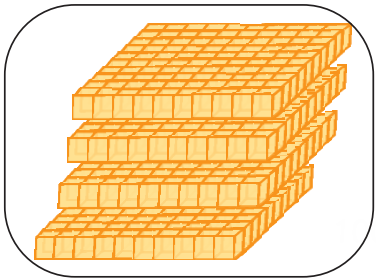
Subject: Maths

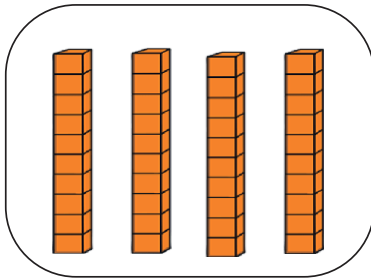
Topic Name: Revision

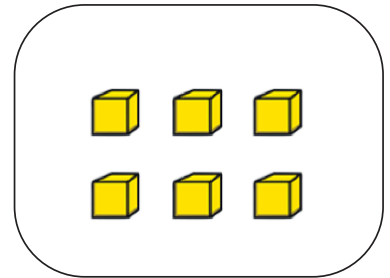
**1. Write the numbers 531 to 580.**

|     |  |  |     |
|-----|--|--|-----|
| 531 |  |  |     |
|     |  |  |     |
|     |  |  |     |
|     |  |  |     |
|     |  |  |     |
|     |  |  |     |
|     |  |  |     |
|     |  |  |     |
|     |  |  |     |
|     |  |  |     |
|     |  |  | 580 |

**2. Count and write the number.**








**3. Write the following number names in numerals.**

| Number names                 | Numerals |
|------------------------------|----------|
| Seven hundred and fifty-four |          |
| One hundred and seventeen    |          |
| Eight hundred and twenty-six |          |
| Nine hundred and ninety-nine |          |

# Lesson Plan

Grade: Two

Subject: Maths

Term: 1st

Time: 40min

Teacher's Name: \_\_\_\_\_

Week : 5

Day: 3

Unit 1: Whole Numbers

Topic : Revision

## Student Learning Outcomes:

- Recognise the place value of a 3-digit number.
- Identify the place value of a specific digit in a 3-digit number.

## Resource Material:

Worksheet

## Teaching and learning Activities:

10 mins

- Before beginning the lesson, ask students to say "Tasmiyah".
- Tell the students that they are going to revise and practice the unit by solving a worksheet.
- Ask them a few questions about whole numbers. Give the worksheet to the students and instruct them to complete the worksheet on time.
- Guide them to solve the worksheet.

## Review:

10mins

Check the worksheet, in front of the students. And correct their mistakes.

## Evaluation:

0min

N/A

## Homework:

0min

N/A

Name: \_\_\_\_\_

Subject: Maths

Topic Name: Revision

**1. Fill in the blanks.**

|     |   | H |   | T |   | O |
|-----|---|---|---|---|---|---|
| 832 | = |   | + |   | + |   |
| 990 | = |   | + |   | + |   |
| 400 | = |   | + |   | + |   |
| 128 | = |   | + |   | + |   |

**2. Write the place value of underlined digit.**

| Numbers      | Place Value |
|--------------|-------------|
| 1 3 <u>5</u> |             |
| <u>8</u> 0 1 |             |
| 6 <u>7</u> 5 |             |
| 2 5 <u>3</u> |             |

**3. Write the place value of each digit.**

56

340

# Lesson Plan

Grade: Two

Subject: Maths

Term: 1st

Time: 40min

Teacher's Name: \_\_\_\_\_

Week : 5

Day: 4

Unit 1: Whole Numbers

Topic : Revision

## Student Learning Outcomes:

- Compare 2-digit number with 3-digit number.
- Compare 3-digit numbers with 3-digit numbers.
- Count backward ten steps down from any given number.

## Resource Material:

Worksheet

## Teaching and learning Activities:

10mins

- Before beginning the lesson, ask students to say "Tasmiyah".
- Tell the students that they are going to revise and practice the unit by solving a worksheet.
- Ask them a few questions about whole numbers. Give the worksheet to the students and instruct them to complete the worksheet on time.
- Guide them to solve the worksheet.

## Review:

10mins

Check the worksheet, in front of the students. And correct their mistakes.

## Evaluation:

0min

N/A

## Homework:

0min

N/A

## Worksheet

Name: \_\_\_\_\_

Subject: Maths

Topic Name: Revision

**1. Write the smallest and Smallest the greatest number in each set.**

| Numbers         | Smallest | Greatest |
|-----------------|----------|----------|
| 812,125,135,595 |          |          |
| 678,709,897,911 |          |          |
| 119,151,109,122 |          |          |

**2. Compare the number and fill in the blanks with 'Greater than' 'Smaller than' or 'Equal to'.**

a.

| H | T | O |
|---|---|---|
|   | 3 | 5 |
| 7 | 4 | 5 |

b.

| H | T | O |
|---|---|---|
| 5 | 4 | 3 |
| 5 | 4 | 3 |

c.

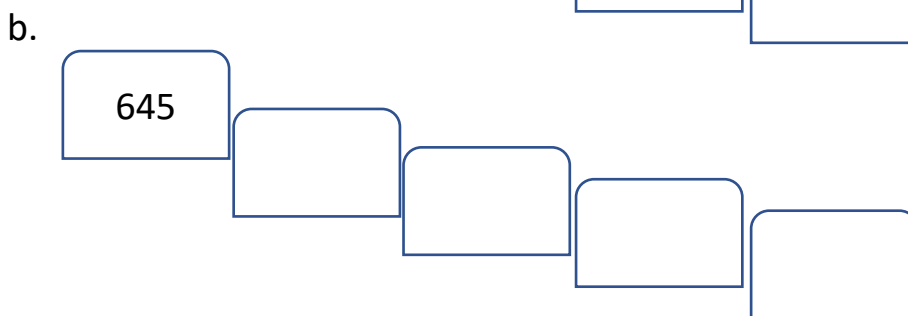
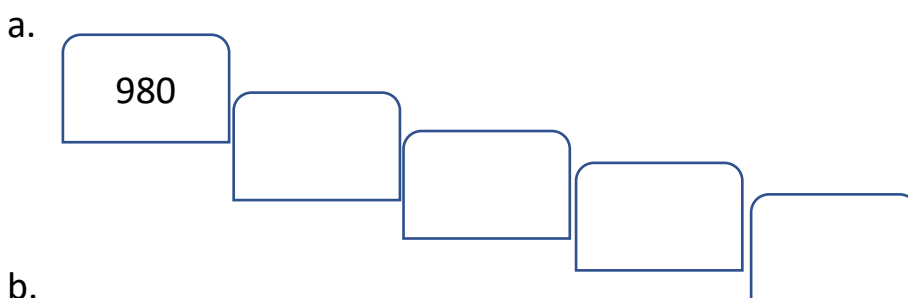
| H | T | O |
|---|---|---|
|   | 7 | 3 |
| 1 | 5 | 4 |

35 is \_\_\_\_\_ 745

543 is \_\_\_\_\_ 543

73 is \_\_\_\_\_ 154

**3. Count in tens backward and write:**





# Lesson Plan

Grade: Two

Subject: Maths

Term: 1st

Time: 40min

Teacher's Name: \_\_\_\_\_

Week : 5

Day: 5

Unit 1: Whole Numbers

Topic : Revision

## Student Learning Outcomes:

- Arrange numbers up to 999. Write in minded form in ascending or descending order.

## Resource Material:

Worksheet

## Teaching and learning Activities:

10 mins

- Before beginning the lesson, ask students to say “Tasmiyah”.
- Tell the students that they are going to revise and practice the unit by solving a worksheet.
- Ask them a few questions about whole numbers. Give the worksheet to the students and instruct them to complete the worksheet on time. Guide them to solve the worksheet.

## Review:

10mins

Check the worksheet, in front of the students. And correct their mistakes.

## Evaluation:

0mins

N/A

## Homework:

0mins

N/A

Name: \_\_\_\_\_

Subject: Maths

Topic Name: Revision

**1. Arrange these numbers in ascending and descending order.**

|                   |                         |
|-------------------|-------------------------|
| a.                | 512, 318, 448, 673, 113 |
| Ascending order:  |                         |
| Descending order: |                         |
| b.                | 513, 315, 441, 663, 110 |
| Ascending order:  |                         |
| Descending order: |                         |
| c.                | 376, 222, 345, 765, 556 |
| Ascending order:  |                         |
| Descending order: |                         |
| d.                | 366, 219, 340, 760, 552 |
| Ascending order:  |                         |
| Descending order: |                         |

**2. Write the missing number keeping in mind the ascending order.**

348                       

672            674            677

931        933

# Lesson Plan

Grade: Two

Subject: Maths

Term: 1st

Time: 40min

Teacher's Name: \_\_\_\_\_

Week : 5

Day: 6

Unit 1: Whole Numbers

Topic : Revision

## Student Learning Outcomes:

- Count and write in 10s (e.g. 10,20,30....)
- Count and write in 100s (e.g. 100,200,300.....)
- Recognise that 1000 is one more than 999 and first 4-digit number.

## Resource Material:

Worksheet

## Teaching and learning Activities:

10 mins

- Before beginning the lesson, ask students to say "Tasmiyah".
- Tell the students that they are going to revise and practice the unit by solving a worksheet.
- Ask them a few questions about whole numbers. Give the worksheet to the students and instruct them to complete the worksheet on time.
- Guide them to solve the worksheet.

## Review:

10mins

Check the worksheet, in front of the students. And correct their mistakes.

## Evaluation:

0mins

N/A

## Homework:

0mins

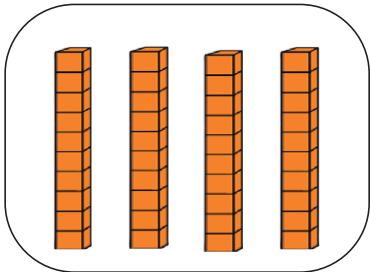
N/A

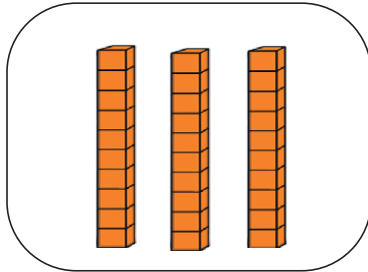
Name: \_\_\_\_\_

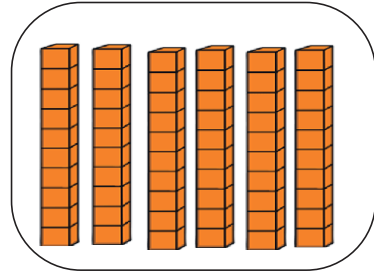
Subject: Maths

Topic Name: Revision

**1. Count in 10s and write the number.**








**2. Count in 100s and write.**

|     |  |  |  |  |
|-----|--|--|--|--|
| 175 |  |  |  |  |
|-----|--|--|--|--|

**3. Count in 100s and write the total numbers of block.**

