

# Lesson Plan

Grade: Two

Subject: Maths

Term: 1st

Time: 40min

Teacher's Name: \_\_\_\_\_

Week : 2

Day: 1

Unit 1: Whole Numbers

Topic : Numbers in words

## Student Learning Outcomes:

- Write numbers 81-100 in words.

## Resource Material:

Chalk, Marker/Blackboard, Whiteboard, Maths textbook, Wall chart of numbers up to 100, Worksheet.

## Warm-up Activities:

5mins

Before beginning the lesson, ask students to say "Tasmiyah".

Ask students about their homework. Write random numbers up to 80 on the board. Ask students to say the spelling of their number names in a loud voice. Appreciate them for their correct answers.

## Teaching and Learning Activities:

20 mins

- Tell students they are going to read and write numbers from 81 to 100 in numerals and words.
- Paste a wallchart of numbers up to 100 on the board. Say the number 81 and ask students to follow you and say the number names from 81 to 89 and their spelling in a loud voice. Point to number 90 and tell students the number name for 90 is 'ninety'. Say number and number names 90 to 99 and their spelling and ask them to repeat them with you. Point to the number 100 and tell them that we use the number name 'hundred' for this number. Ask them to repeat the number name for 100 and their spelling aloud.
- Now play a game with students by giving different number name cards to random students. Also write these numbers on board. Now call out the number and instruct student who have, calling number name card come to the board and paste it under that number. Appreciate them for their active participation.

## Review:

3mins

Sum up the lesson by asking students to read number and numbers names up to 81-100 on page 7 of the textbook.

Evaluation:

10mins

To check the understanding of students, say random numbers from 81-100 and ask students to write the number name for that numbers in their notebooks. Roam around the class, check their work and encourage them for their good work.

Homework:

2mins

Learn the numbers and number names 81 to 100. Solve the worksheet.

### Worksheet

Name: \_\_\_\_\_

Subject: Maths

Topic Name: Numbers in words

#### 1. Write the number names 81 – 100.

81		91	
82		92	
83		93	
84		94	
85		95	
86		96	
87		97	
88		98	
89		99	
90		100	

# Lesson Plan

Grade: Two

Subject: Maths

Term: 1st

Time: 40min

Teacher's Name: \_\_\_\_\_

Week : 2

Day: 2

Unit 1: Whole Numbers

Topic : Numbers in words

Student Learning Outcomes:

- Write numbers 1-100 in words

Resource Material:

Chalk/marker, white-/blackboard, Maths textbook, Wallchart of numbers up to 100

Warm-up Activities:

5mins

Before beginning the lesson, ask students to say "Tasmiyah".

Ask students about their homework. Write a random number on the board and ask students to tell the number name of this number. Take their responses and appreciate them for their correct answers.

Teaching and Learning Activities:

20 mins

- Tell students they are going to read and write numbers 1-100 in numerals and words.
- Paste a wallchart of numbers 1-100 in numerals and words. And ask whole class to read the numbers aloud.
- Now make two columns on the board. Write "Numbers" in one column and "Number in words" in the second. Make two groups of students. Call one student of a group and ask him/her to write a number. Call a student of the other group and ask him/her to write the number name for that number. Check if they write the correct number and its name. Repeat this activity with some members of both groups. Now ask the second group to write numbers and the first group members to write the number names for that numbers. Appreciate them for their active participation.

Review:

3mins

Recall the lesson by asking students to read number and number names from 1 to 100 on pages 5-6 of the textbook.

Evaluation:

10mins

To check the understanding of students: Ask them to write the number in words in Q1 of Exercise 1.2.

Homework:

2mins

Solve the Q2 of exercise 1.2.

# Lesson Plan

Grade: Two

Subject: Maths

Term: 1st

Time: 40min

Teacher's Name: \_\_\_\_\_

Week : 2

Day: 3

Unit 1: Whole Numbers

Topic : Numbers up to 999

## Student Learning Outcomes:

- Read numbers up to 999.
- Write numbers up to 999 numerals.

## Resource Material:

Chalk/marker, white-/blackboard, Maths textbooks, Worksheet.

## Warm-up Activities:

5mins

Before beginning the lesson, ask students to say "Tasmiyah".

Ask students about their homework. Write some 2-digit numbers up to 99 on the board. Call random students to read those numbers in a loud voice.

## Teaching and Learning Activities:

25 mins

- Tell students they are going to read and write numbers up to 100.
- Have student to open page 9. Ask students how many ones make one ten. Take their response and tell them that 10 ones make 1 ten. Now ask them to count number of blocks given on page 9. Ask them to read with you 2 tens equal to 20 ones, 3 tens equal to 30 ones with you read until 10 tens equal to 100 ones.  
Tell them 100 is first and smallest 3-digit number.
- Write numbers 1 to 100 on the board. Read the numbers and ask students to read with you in a loud voice. Now call a student to the front of the class, say a number for example 84 and ask them to point that number on the board. Repeat this activity with some other students.  
Appreciate students for their active class participation.

## Review:

3mins

Sum up the lesson by retelling students, there are 10 ones in one ten, 10 tens in one hundred.

## Evaluation:

5mins

To evaluate students, write some numbers on the board and ask students to read that numbers.

## Homework:

2mins

Solve the worksheet.



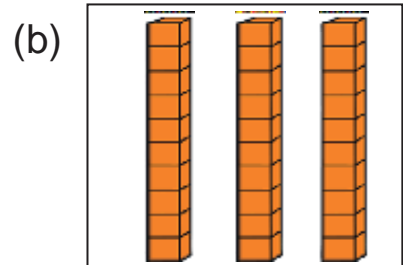
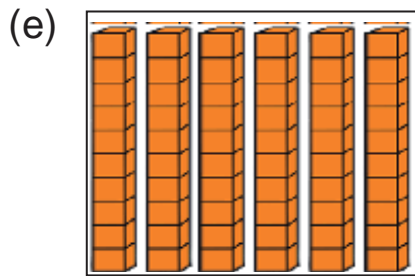
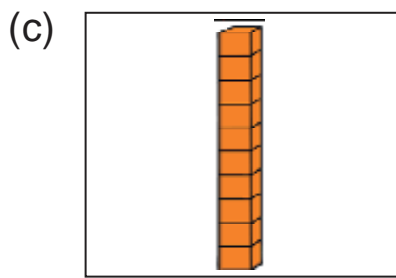
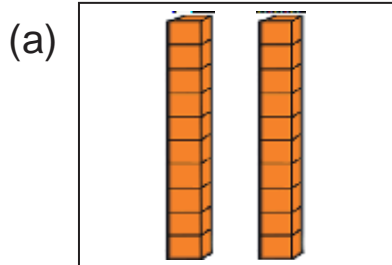
# Worksheet

Name: \_\_\_\_\_

Subject: Maths

Topic Name: Numbers up to 999

## 1. Count and write the number.



# Lesson Plan

Grade: Two

Subject: Maths

Term: 1st

Time: 40min

Teacher's Name: \_\_\_\_\_

Week : 2

Day: 4

Unit 1: Whole Numbers

Topic : Numbers up to 999

## Student Learning Outcomes:

- Read numbers up to 999.
- Write numbers up to 999 as numerals.

## Resource Material:

Chalk/marker, white-/blackboard, Worksheet

## Warm-up Activities:

5mins

Before beginning the lesson, ask student to say "Tasmiyah".

Call a student to the front of the class. Ask them to read and write the numbers from 81 to 100 on the board. Ask the rest of the class to check whether they write it correctly. Instruct them to correct if needed.

## Teaching and Learning Activities:

20 mins

- Tell students that they are going to read and write numbers up to 500.
- Have students open textbook page 10. Ask them to count on further in hundreds. To clear the concept, write on board 100 ones make 1 hundred, 200 ones make 2 hundred and so on. Write until 500 hundreds
- Paste a wall-chart of numbers 1-500 in numerals. Ask students to read the number 200-250.
- Then call a students in front of class and ask him/her to read the number 320 – 360.
- Repeat this activity with different students.

## Review:

3mins

Sum up the lesson by retelling students how to read and write numbers in numerals by writing some numbers on the board and asking them to read these numbers.

## Evaluation:

10mins

To check the understanding of students, ask students to write numbers from 300 to 400 in their notebooks. Roam around and check their work.

## Homework:

2mins

Solve the given worksheet.




# Worksheet

Name: \_\_\_\_\_

Subject: Maths

Topic Name: Numbers to 999

## 1. Count the blocks and write:



## 2. Write the missing numbers in the given sequence.

377					382				
-----	--	--	--	--	-----	--	--	--	--

194									203
-----	--	--	--	--	--	--	--	--	-----

430						436			
-----	--	--	--	--	--	-----	--	--	--

# Lesson Plan

Grade: Two

Subject: Maths

Term: 1st

Time: 40min

Teacher's Name: \_\_\_\_\_

Week : 2

Day: 5

Unit 1: Whole Numbers

Topic : Numbers up to 999

## Student Learning Outcomes:

- Read numbers up to 999.
- Write numbers up to 999 as numerals.

## Resource Material:

Chalk/marker, white-/blackboard, Worksheet, Maths textbook.

## Warm-up Activities:

5mins

Before beginning the lesson, ask student to say "Tasmiyah".

Call a student to the front of the class. Say a number 325 and ask him/her to write the numbers the board. Repeat this activity with different students by saying random numbers.

## Teaching and Learning Activities:

20 mins

- Tell students that they are going to read and write numbers up to 900.
- Have students open textbook page 10. Ask them to count on further in hundreds. To clear the concept, write on board 600 ones make 6 hundred, 700 ones make 7 hundred and so on. Count until 900 hundreds
- Paste a wall-chart of numbers 1-900. Ask students to read the numbers. Then call a students in front of class and ask him/her to read the number 620 – 660.
- Repeat this activity with different students.

## Review:

3mins

Sum up the lesson by retelling students how to read and write numbers in numerals by writing some numbers on the board and asking them to read that numbers.

## Evaluation:

10mins

To check the understanding of students, ask students to write numbers from 700 to 800 in their notebooks. Roam around and check their work.

## Homework:

2mins

Solve the worksheet.



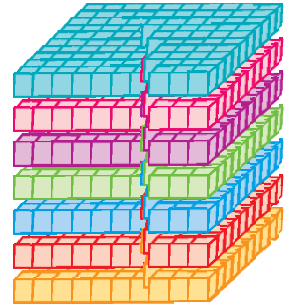


# Worksheet

Name: \_\_\_\_\_

Subject: Maths

Topic Name: Numbers up to 999

## 1. Count and write:



## 2. Write the number 1 to 10.

599		601						607	
609									618
	620				624				
		631							
						645			648

# Lesson Plan

Grade: Two

Subject: Maths

Term: 1st

Time: 40min

Teacher's Name: \_\_\_\_\_

Week : 2

Day: 6

Unit 1: Whole Numbers

Topic : Numbers up to 999

## Student Learning Outcomes:

- Read numbers up to 999.
- Write numbers up to 999 as numerals.

## Resource Material:

Chalk/marker, white-/blackboard, Maths textbook.

## Warm-up Activities:

5mins

Before beginning the lesson, ask students to say "Tasmiyah".

Ask student: How many ones are in one ten? How many tens are in one hundred? Take their responses and appreciate them for their correct answers.

## Teaching and Learning Activities:

20 mins

- Tell students that they are going to read and write numbers up to 999.
- Tell students we can read and write numbers with the help of number blocks. Draw ones, tens and hundreds blocks on the board and tell students about it. Draw ten ones blocks and ask them to count and tell how many are of these blocks. Take their responses that must be 10 blocks. Tell the students when ten ones block join together, they make 1 tens block; and when 10 tens blocks join together, they make 100. Draw 4 hundred blocks, 3 tens blocks and 4 ones blocks to represent numbers 434 on the board. Now call a student to the front of the class and ask them to count each type of block and write the number of blocks below each of them. After this ask students to read the number by joining that numbers together. Tell them that we can read this number as four hundred and thirty-four. Repeat this activity by drawing different numbers of blocks.
- Ask students to open their textbooks at page 10 and 11. Ask the students to count the blocks and read the numbers given on page 7 of their textbook. Tell them that 100 ones make one hundred and 100 is the smallest 3-digit number and 999 is the greatest 3-digit number.

**Review:**

**3mins**

Sum up the lesson by retelling students with the help of blocks of hundred, tens and ones we can read and write numbers easily.

**Evaluation:**

**10mins**

To check the understanding of students by them how many hundreds, tens and ones blocks are in 930. Take their responses and appreciate them for their correct answer. Ask them to solve Q1 and 2 on page 13 of their textbook.

**Homework:**

**2mins**

Solve Q 3. on page 13 of their textbook.