

Lesson Plan

Grade: One

Subject: Maths

Term: 1st

Time: 40min

Teacher's Name: _____

Week : 5

Day: 1

Unit 1: Whole Numbers

Topic : Revision

Student Learning Outcomes:

- Identify numbers 1 – 9.
- Identify 0 as a number.

Resource Material:

Worksheet.

Teaching and Learning Activities:

10 mins

- Before beginning the lesson, ask students to say “Tasmiyah”.
- Tell the students that they are going to revise and practice the unit by solving a worksheet.
- Ask them few questions about whole numbers. Give the worksheet to the students and instruct them to complete the worksheet on time. Guide them to solve the worksheet.

Review:

10mins

Check the worksheet, in front of the students. And correct their mistakes.

Evaluation:

0min

N/A

Homework:

0min


N/A

Name: _____

Subject: Maths

Topic Name: Revision

1. Count the objects and write numbers.









2. Tick the object which have nothing (0).





3. Count the objects and colour the correct numbers.


 5 7 2

 3 2 6

 8 9 7

 4 7 2

Lesson Plan

Grade: One

Subject: Maths

Term: 1st

Time: 40min

Teacher's Name: _____

Week : 5

Day: 2

Unit 1: Whole Numbers

Topic : Revision

Student Learning Outcomes:

- Read numbers up to 9 in numerals and in words.
- Write numbers up to 9 in numerals and in words.

Resource Material:

Worksheet.

Teaching and Learning Activities:

10 mins

- Before beginning the lesson, ask students to say "Tasmiyah".
- Tell the students that they are going to revise and practice the unit by solving a worksheet.
- Ask them a few questions about whole numbers. Give the worksheet to the students and instruct them to complete the worksheet on time. Guide them to solve the worksheet.

Review:

10mins

Check the worksheet, in front of the students. And correct their mistakes.

Evaluation:

0min

N/A

Homework:

0min

N/A

Name: _____

Subject: Maths

Topic Name: _____

1. Write the number name under each number.

3

2

7

5

10

2. Check the correct number word for each number.

0

zero

two

4

four

nine

8

eight

one

6

three

six

Lesson Plan

Grade: One

Subject: Maths

Term: 1st

Time: 40min

Teacher's Name: _____

Week : 5

Day: 3

Unit 1: Whole Numbers

Topic : Revision

Student Learning Outcomes:

- Count objects up to 9 and represent in numbers.
- Match numbers 0 – 9 with objects.

Resource Material:

Worksheet.

Teaching and learning Activities:

10 mins

- Before beginning the lesson, ask students to say “Tasmiyah”.
- Tell the students that they are going to revise and practice the unit by solving a worksheet.
- Ask them a few questions about whole numbers. Give the worksheet to the students and instruct them to complete the worksheet on time. Guide them to solve the worksheet.

Review:

10mins

Check the worksheet, in front of the students. And correct their mistakes.

Evaluation:

0mins

N/A

Homework:

0mins

N/A

Name: _____

Subject: Maths

Topic Name: Revision

1. Match pictures to numbers and number names.




5

four




7

six



4

nine




9

two



2



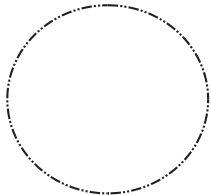
five



6

seven

2. Count objects and write number.



Lesson Plan

Grade: One

Subject: Maths

Term: 1st

Time: 40min

Teacher's Name: _____

Week : 5

Day: 4

Unit 1: Whole Numbers

Topic : Revision

Student Learning Outcomes:

- Count backwards from 9.
- Arrange numbers in ascending and descending order (up to 9).

Resource Material:

Worksheet.

Teaching and learning Activities:

10mins

- Before beginning the lesson, ask students to say “Tasmiyah”.
- Tell the students that they are going to revise and practice the unit by solving a worksheet.
- Ask them a few questions about whole numbers. Give the worksheet to the students and instruct them to complete the worksheet on time. Guide them to solve the worksheet.

Review:

10mins

Check the worksheet, in front of the students. And correct their mistakes.

Evaluation:

0mins

N/A

Homework:

0mins

N/A

Name: _____

Subject: Maths

Topic Name: Revision

1. Count forward and write the missing numbers.

2			5		7		9	
---	--	--	---	--	---	--	---	--

2. Count backward and write the missing numbers.

9			6				2		
---	--	--	---	--	--	--	---	--	--

3. Write the numbers in ascending order.

6	5	8	2				
5	3	6	1				

4. Write the numbers in descending order.

7	9	1	4				
6	8	2	3				

Lesson Plan

Grade: One

Subject: Maths

Term: 1st

Time: 40min

Teacher's Name: _____

Week : 5

Day: 5

Unit 1: Whole Numbers

Topic : Revision

Student Learning Outcomes:

- Identify which number (up to 9) comes:
- Before and after a given number.
- Between two given numbers.
- Identify 10 as a 2-digit number 0 – 10.

Resource Material:

Worksheet.

Teaching and learning Activities:

10 mins

- Before beginning the lesson, ask student to say “Tasmiya”.
- Tell the students that they are going to revise and practice the unit by solving a worksheet.
- Ask them a few questions about whole numbers. Give the worksheet to the students and instruct them to complete the worksheet on time. Guide them to solve the worksheet.

Review:

10mins

Check the worksheet, in front of the students. And correct their mistakes.

Evaluation:

0mins

N/A

Homework:

0mins

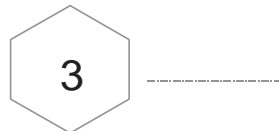
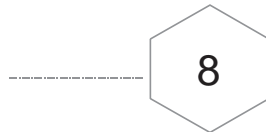
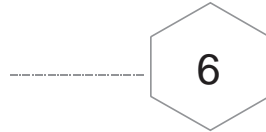
N/A

Name: _____

Subject: Maths

Topic Name: Revision

1. Write what comes before and after.



2. Compare and write less or more between the given number.

5 is _____ than 4.

8 is _____ than 9.

2 is _____ than 1.

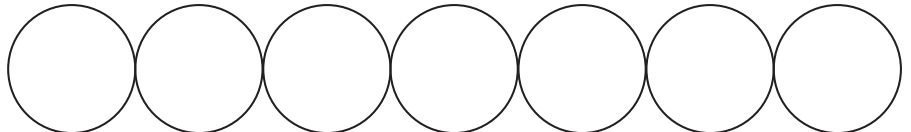
9 is _____ than 10.

3 is _____ than 4.

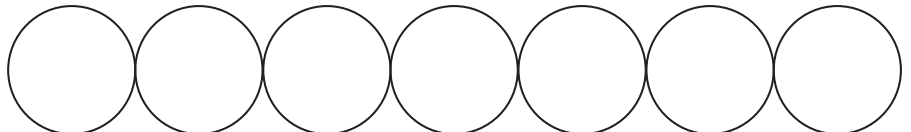
3. Write the numbers in ascending order and descending order.

2 0 6 4 8 10 7

Ascending order



Descending order



Lesson Plan

Grade: One

Subject: Maths

Term: 1st

Time: 40min

Teacher's Name: _____

Week : 5

Day: 6

Unit 1: Whole Numbers

Topic : Revision

Student Learning Outcomes:

- Read and write numbers up to 99.
- Count forward and backward up to 99.

Resource Material:

Worksheet.

Teaching and Learning Activities:

10 mins

- Before beginning the lesson, ask students to say "Tasmiyah".
- Tell the students that they are going to revise and practice the unit by solving a worksheet.
- Ask them a few questions about whole numbers. Give the worksheet to the students and instruct them to complete the worksheet on time. Guide them to solve the worksheet.

Review:

10mins

Check the worksheet, in front of the students. And correct their mistakes.

Evaluation:

0mins

N/A

Homework:

0mins


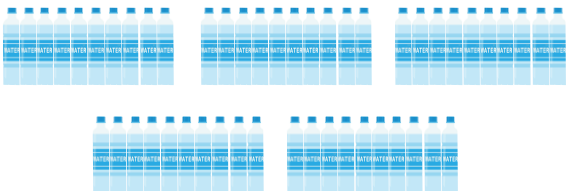


N/A

Name: _____

Subject: Maths

Topic Name: Revision

1. Count and write the numbers of given objects.

group of objects	Numbers
	
	
	
	

2. Count the forward and fill the missing numbers.

31			34				
	38					43	
							46

3. Write the backward counting.



86 ○ ○ ○ ○ ○ ○

○ ○ ○ ○ ○ ○



○ ○ ○ ○ ○ ○

○ ○ ○ ○ ○ ○