

Lesson Plan

1 st term	Grade: 3	Subject: English	Chap: 4
Week: 9	Day: 1	Time: 40 min	
Teacher:		Date:	

Topic: Speaking Skills + Learning to Spell

Objective:

- Learn about formulaic expressions to express likes and dislikes.
- Write missing letters.

Teaching Aid:

- Textbook

Teaching Methodology:

Warm Up: (5 min)

- Welcome students in the class with a bright smile.
- Greet them with “Assalaam-o-Alaikum” and encourage them to reply with “Wa Alaikum Assalaam”.
- Ask students to sit with discipline.
- Greet students with smile.
- Have students talk about what they like.
- Ask them what they love to do, in free time.

Discussion: (25 min)

- Have the students open textbook page 31.
- Have them read the dialogue between Faiza and Anum.
- Ask students to share what they know about characters in given dialogue.
- Talk about their favorite subject. Engage them in discussion. Involve those students, who hesitate to take part in classroom discussion.
- Write C❶ missing letter words on the board and ask students to fill these.

Conclusion: (4 min)

Conclude the lesson shortly.

Revision: (4 min)

Write some missing letter words form the text and ask random students to come forward and fill in the blanks.

Homework: (2 min)

Ask the students to revise the classroom work.

Lesson Plan

1 st term	Grade: 3	Subject: English	Chap: 4
Week: 9	Day: 2	Time: 40 min	
Teacher:		Date:	

Topic: synonyms Objective: <ul style="list-style-type: none">• Recognize and use words similar in meaning.
Teaching Aid: <ul style="list-style-type: none">• Textbook
Teaching Methodology: Warm Up: (5 min) <ul style="list-style-type: none">• Welcome students in the class with a bright smile.• Greet them with “Assalaam-o-Alaikum” and encourage them to reply with “Wa Alaikum Assalaam”.• Ask students to sit with discipline.• Tell the students about the importance of having a rich vocabulary and how it can improve communication and writing.
Discussion: (25 min) <ul style="list-style-type: none">• Explain to the students that words that have similar meanings are called synonyms.• Write a word ‘happy’ on the board and ask the students if they can think of any words that mean the same thing as “happy”.• Encourage the students to share their ideas and write down their responses on the board.• Now distribute word cards with synonyms to each student.• Have them match the synonyms correctly.• Walk around the classroom and provide assistance.
Conclusion: (4 min) Summarize the key points of the lesson.
Revision: (4 min) Collect their words card to reviewing and discussing the correct synonyms for each sentence.
Homework: (2 min)

Ask the students to revise the classwork.

Lesson Plan

1 st term	Grade: 3	Subject: English	Chap: 3
Week: 9	Day: 3	Time: 40 min	
Teacher:		Date:	

Topic: Subject and predicate

Objective:

- Recognize the sentences comprise of subject + predicate.

Teaching Aid:

- Textbook

Teaching Methodology:

Warm Up: (5 min)

- Welcome students in the class with a bright smile.
- Greet them with “Assalaam-o-Alaikum” and encourage them to reply with “Wa Alaikum Assalaam”.
- Ask students to sit with discipline.
- Ask students if they know what a sentence is? what it’s made up of.
- Take their response and appreciate.

Discussion: (25 min)

- Tell students that a sentence is a group of words which gives a complete sense.
- It has two main parts.
1. Subject 2. Predicate
- Now write a simple sentence on a board, such as “The cat is sleeping”.
- Ask the students to identify the subject and predicate in their sentence.
- Tell them the “subject” is who or what the sentence is about, while the ‘predicate’ tells something about the subject in sentence.



Conclusion: (4 min)

Summarize the key points, emphasizing that sentences are composed of subject and predicate.

Revision: (4 min)

Evaluate the students, based on their participation in class discussion.

Homework: (2 min)

Ask students to revise the classwork and learn it.

Lesson Plan

1 st term	Grade: 3	Subject: English	Chap: 4
Week: 9	Day: 4	Time: 40 min	
Teacher:		Date:	

Topic: Sentences structure

Objective:

- Make simple sentences by using SV (Subject and Verbs) and SVO (subject, verb, object) pattern.

Teaching Aid:

- Textbook

Teaching Methodology:

Warm Up: (5 min)

- Welcome students in the class with a bright smile.
- Greet them with “Assalaam-o-Alaikum” and encourage them to reply with “Wa Alaikum Assalaam”.
- Ask students to sit with discipline.
- Ask the students, what they know about subject and predicate.
- Take their response and appreciate.

Discussion: (25 min)

- Tell students that a sentence is a group of words that expresses a complete thought.
- Write following on the board and ask them about all these sentences?
 1. Anie walks to the park.
 2. She takes her friend with her.
 3. ‘Climb a tree’.
- Tell them that (1) and (2) are sentences, but (3) is not. Because it doesn’t express a complete thought.
- Now write a sentence
“Bilal eats chocolates.”

↓ ↓ ↓
subject verb object

- Tell students that a sentence has three parts. Subject – verb – Object.
- Explain them one by one in detail.
- Have students read C(iii) sentences and focus on SVO pattern.

Conclusion: (3 min)

Summarize the lesson by emphasizing SVO pattern.

Revision: (5 min)

Revise the concept by asking them about subject, object and verb.

Homework: (2 min)

Revise the classwork.

Lesson Plan

1 st term	Grade: 3	Subject: English	Chap: 4
Week: 9	Day: 5	Time: 40 min	
Teacher:		Date:	

Topic: Writing skills

Objective:

- Identify and use simple sentences that show instructions, commands and requests.

Teaching Methodology:

- Textbook

Teaching Methodology:

Warm Up: (5 min)

- Welcome students in the class with a bright smile.
- Greet them with “Assalaam-o-Alaikum” and encourage them to reply with “Wa Alaikum Assalaam”.
- Ask students to sit with discipline.
- Write some sentences on the board and ask the students about subject, verb, and objects.

Discussion: (25 min)

- Tell the students that today they are going to learn about types of sentences.
- Explain that there are three main types of sentences, related to instructions, commands and requests.
 1. Instruction sentence means those sentences, which provide guidance or direction.
 2. Command sentence, that tell someone to do something.
 3. Request sentences, that ask for something politely.
- Now provide students with various sentences, some of which are instructions, commands or request.
- Instruct the students to read each sentence and categories them into correct group.

Conclusion: (4 min) Summarize the key point.
Revision: (4 min) Have students open their textbook and solve C(ii).
Homework: (2 min) Revise the classwork and solve the worksheet.

Worksheet

- Identify the type of each of the given sentences.

Do not follow me. _____

Handle the parcel with care. _____

Do not abuse. _____

Please, shut the door. _____

Listen me carefully. _____

Bring a glass of water for me. _____

Lesson Plan

1 st term	Grade: 3	Subject: English	Chap: 3
Week: 9	Day: 6	Time: 40 min	
Teacher:		Date:	

Topic: Revision Objective: <ul style="list-style-type: none">• Revise chapter no. 1
Teaching Aid: <ul style="list-style-type: none">• Textbook, Worksheet
Teaching Methodology: Warm Up: (3 min) <ul style="list-style-type: none">• Greet the students with Salam.• Start the lecture with 'Bismillah'.• Ask students to sit with discipline.
Discussion: (5 min) <ul style="list-style-type: none">• Before beginning, ask the students to say 'Tasmiya'.• Ask them to get ready for assessment.• Tell them they are going to revise the chapter.• Give them worksheets and instruct them to solve on time.
Conclusion: (7 min) Check their worksheets, and correct their mistakes.
Revision: (0 min) N/A
Homework: (0 min) N/A

Worksheet

Time: 25 minutes

- Answer the following questions.

i. Why was Maha confused when Uncle Shams gave gifts to the boys?

Ans: _____

ii. When was Abdul Sattar Edhi born?


Ans: _____

iii. Why are Ahsan and Sarim excited?


Ans: _____

- Make rhyming words of the given words.


More




Apple



Doll



Home



- Write the meaning of word given words.

Words	Meaning
Jolly	
Volunteers	
Boring	
Stunned	

- Rewrite the given sentences by putting punctuation marks and capitalization in your notebook.

a. are you getting late

b. hurrah I have got the first position

c. I shall buy dress shoes and my glasses on Sunday
