

## Lesson Plan

1 <sup>st</sup> term	Grade: 1	Subject: English	Chap: 1
Week: 5	Day: 1	Time: 40 min	
Teacher:		Date:	

<b>Topic: Revision</b> <b>Objective:</b> <ul style="list-style-type: none"><li>• Revise chapter no. 1</li></ul>
<b>Teaching Aid:</b> <ul style="list-style-type: none"><li>• Textbook, Worksheet</li></ul>
<b>Teaching Methodology:</b> <b>Warm Up: (3 min)</b> <ul style="list-style-type: none"><li>• Greet the students with Salam.</li><li>• Start the lecture with 'Bismillah'.</li><li>• Ask students to sit with discipline.</li></ul>
<b>Discussion: (5 min)</b> <ul style="list-style-type: none"><li>• Before beginning, ask the students to say 'Tasmiya'.</li><li>• Ask them to get ready for assessment.</li><li>• Tell them they are going to revise the chapter.</li><li>• Give them worksheets and instruct them to solve on time.</li></ul>
<b>Conclusion: (7 min)</b> <ul style="list-style-type: none"><li>• Check their worksheets, and correct their mistakes.</li></ul>
<b>Revision: (0 min)</b> <ul style="list-style-type: none"><li>• N/A</li></ul>
<b>Homework: (0 min)</b> <ul style="list-style-type: none"><li>• N/A</li></ul>

# Worksheet

Time: 25 minutes

- Write the capital and small letters of English alphabet.

---

---

---

---

---

---

---

---

---

---

---

---

---

---

---

---

---

---

---

---

---

---

---

---

## Lesson Plan

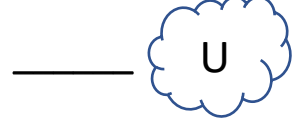
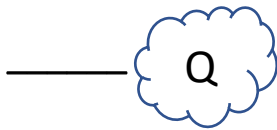
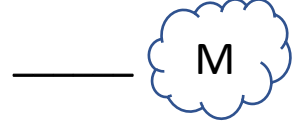
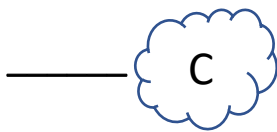
1 <sup>st</sup> term	Grade: 1	Subject: English	Chap: 1
Week: 5	Day: 2	Time: 40 min	
Teacher:		Date:	

<b>Topic: Revision</b> <b>Objective:</b> <ul style="list-style-type: none"><li>• Revise chapter no. 1</li></ul>
<b>Teaching Aid:</b> <ul style="list-style-type: none"><li>• Textbook, Worksheet</li></ul>
<b>Teaching Methodology:</b> <b>Warm Up: (3 min)</b> <ul style="list-style-type: none"><li>• Greet the students with Salam.</li><li>• Start the lecture with 'Bismillah'.</li><li>• Ask students to sit with discipline.</li></ul>
<b>Discussion: (5 min)</b> <ul style="list-style-type: none"><li>• Before beginning, ask the students to say 'Tasmiya'.</li><li>• Ask them to get ready for assessment.</li><li>• Tell them they are going to revise the chapter.</li><li>• Give them worksheets and instruct them to solve on time.</li></ul>
<b>Conclusion: (7 min)</b> <ul style="list-style-type: none"><li>• Check their worksheet, and correct their mistakes.</li></ul>
<b>Revision: (0 min)</b> <ul style="list-style-type: none"><li>• N/A</li></ul>
<b>Homework: (0 min)</b> <ul style="list-style-type: none"><li>• N/A</li></ul>

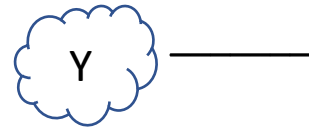
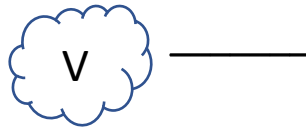
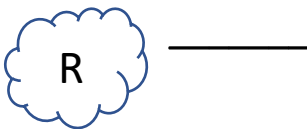
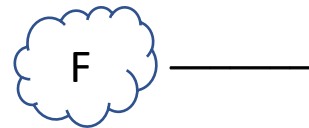
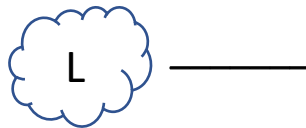
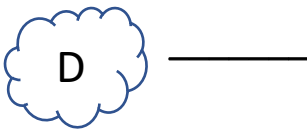
# Worksheet

Time: 25 minutes

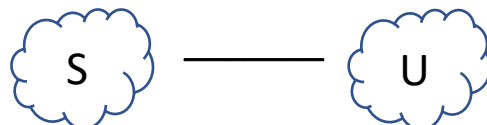
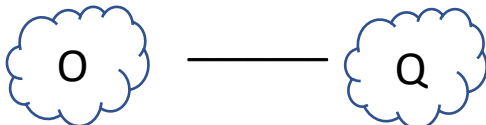
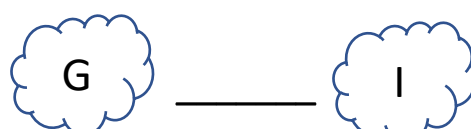
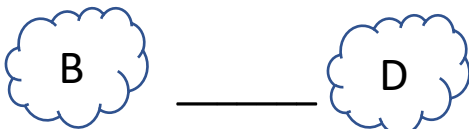
Q1. What comes before?



Q2. What comes after?



Q3. What comes between?



## Lesson Plan

1 <sup>st</sup> term	Grade: 1	Subject: English	Chap: 2
Week: 5	Day: 3	Time: 40 min	
Teacher:		Date:	

<b>Topic: Revision</b> <b>Objective:</b> <ul style="list-style-type: none"><li>• Revise chapter no. 2</li></ul>
<b>Teaching Aid:</b> <ul style="list-style-type: none"><li>• Textbook, Worksheet</li></ul>
<b>Teaching Methodology:</b> <b>Warm Up: (3 min)</b> <ul style="list-style-type: none"><li>• Greet the students with Salam.</li><li>• Start the lecture with 'Bismillah'.</li><li>• Ask students to sit with discipline.</li></ul>
<b>Discussion: (5 min)</b> <ul style="list-style-type: none"><li>• Before beginning, ask the students to say 'Tasmiya'.</li><li>• Ask them to get ready for assessment.</li><li>• Tell them they are going to revise the chapter.</li><li>• Give them worksheets and instruct them to solve on time.</li></ul>
<b>Conclusion: (7 min)</b> <ul style="list-style-type: none"><li>• Check their worksheet, and correct their mistakes.</li></ul>
<b>Revision: (0 min)</b> <ul style="list-style-type: none"><li>• N/A</li></ul>
<b>Homework: (0 min)</b> <ul style="list-style-type: none"><li>• N/A</li></ul>

## Worksheet

Time 25 minutes

- Answer the following questions.

(i) Where do boats sail?

Ans: \_\_\_\_\_

\_\_\_\_\_

(ii) Where do clouds sail?

Ans: \_\_\_\_\_

\_\_\_\_\_

(iii) What builds the road from the earth to the sky?

Ans: \_\_\_\_\_

\_\_\_\_\_

- Fill in the blanks.

i. Ship sail on the \_\_\_\_\_.

ii. Cloud sail across the \_\_\_\_\_.

iii. There are \_\_\_\_\_ on the rivers.

iv. The bow that bridges \_\_\_\_\_.

v. Builds a road from \_\_\_\_\_ to sky.

## Lesson Plan



1 <sup>st</sup> term	Grade: 1	Subject: English	Chap: 2
Week: 5	Day: 4	Time: 40 min	
Teacher:		Date:	

<b>Topic: Revision</b> <b>Objective:</b> <ul style="list-style-type: none"><li>• Revise chapter no. 2</li></ul>
<b>Teaching Aid:</b> <ul style="list-style-type: none"><li>• Textbook, Worksheet</li></ul>
<b>Teaching Methodology:</b> <b>Warm Up: (3 min)</b> <ul style="list-style-type: none"><li>• Greet the students with Salam.</li><li>• Start the lecture with 'Bismillah'.</li><li>• Ask students to sit with discipline.</li></ul>
<b>Discussion: (5 min)</b> <ul style="list-style-type: none"><li>• Before beginning, ask the students to say 'Tasmiya'.</li><li>• Ask them to get ready for assessment.</li><li>• Tell them they are going to revise the chapter.</li><li>• Give them worksheets and instruct them to solve on time.</li></ul>
<b>Conclusion: (7 min)</b> <ul style="list-style-type: none"><li>• Check their worksheet, and correct their mistakes.</li></ul>
<b>Revision: (0 min)</b> <ul style="list-style-type: none"><li>• N/A</li></ul>
<b>Homework: (0 min)</b> <ul style="list-style-type: none"><li>• N/A</li></ul>

## Worksheet

Time 25 minutes

- Say the sounds of the given letters. Then match the pictures with their letter sounds.



- Fill in the missing letter to complete the words.
  - riv \_\_\_\_ rs
  - pr \_\_\_\_ tty
  - ro \_\_\_\_ d
  - bu \_\_\_\_ lds



## Lesson Plan

1 <sup>st</sup> term	Grade: 1	Subject: English	Chap: 2
Week: 5	Day: 5	Time: 40 min	
Teacher:		Date:	

<b>Topic: Revision</b> <b>Objective:</b> <ul style="list-style-type: none"><li>• Revise chapter no. 2</li></ul>
<b>Teaching Aid:</b> <ul style="list-style-type: none"><li>• Textbook, Worksheet</li></ul>
<b>Teaching Methodology:</b> <b>Warm Up: (3 min)</b> <ul style="list-style-type: none"><li>• Greet the students with Salam.</li><li>• Start the lecture with 'Bismillah'.</li><li>• Ask students to sit with discipline.</li></ul>
<b>Discussion: (5 min)</b> <ul style="list-style-type: none"><li>• Before beginning, ask the students to say 'Tasmiya'.</li><li>• Ask them to get ready for assessment.</li><li>• Tell them they are going to revise the chapter.</li><li>• Give them worksheets and instruct them to solve on time.</li></ul>
<b>Conclusion: (7 min)</b> <ul style="list-style-type: none"><li>• Check their worksheet, and correct their mistakes.</li></ul>
<b>Revision: (0 min)</b> <ul style="list-style-type: none"><li>• N/A</li></ul>
<b>Homework: (0 min)</b> <ul style="list-style-type: none"><li>• N/A</li></ul>

# Worksheet

Time 25 minutes

- Read the given words and notice how the different letters have different sounds in each word.

cup



pin



car




bag



fan



box



net



cat



## Lesson Plan

1 <sup>st</sup> term	Grade: 1	Subject: English	Chap: 2
Week: 5	Day: 6	Time: 40 min	
Teacher:		Date:	

<b>Topic: Revision</b> <b>Objective:</b> <ul style="list-style-type: none"><li>• Revise chapter no. 2</li></ul>
<b>Teaching Aid:</b> <ul style="list-style-type: none"><li>• Textbook, Worksheet</li></ul>
<b>Teaching Methodology:</b> <b>Warm Up: (3 min)</b> <ul style="list-style-type: none"><li>• Greet the students with Salam.</li><li>• Start the lecture with 'Bismillah'.</li><li>• Ask students to sit with discipline.</li></ul>
<b>Discussion: (5 min)</b> <ul style="list-style-type: none"><li>• Before beginning, ask the students to say 'Tasmiya'.</li><li>• Ask them to get ready for assessment.</li><li>• Tell them they are going to revise the chapter.</li><li>• Give them worksheets and instruct them to solve on time.</li></ul>
<b>Conclusion: (7 min)</b> <ul style="list-style-type: none"><li>• Check their worksheet, and correct their mistakes.</li></ul>
<b>Revision: (0 min)</b> <ul style="list-style-type: none"><li>• N/A</li></ul>
<b>Homework: (0 min)</b> <ul style="list-style-type: none"><li>• N/A</li></ul>

# Worksheet

Time 25 minutes

- Match the given naming words with their pictures.

fish



tree



watch



bear



- Colour the given picture and write down its name in the blank.

