

## Lesson Plan

1 <sup>st</sup> term	Grade: 1	Subject: English	Chap: 3
Week: 10	Day: 1	Time: 40 min	
Teacher:		Date:	

<b>Topic: Revision</b> <b>Objective:</b> <ul style="list-style-type: none"><li>• Revise chapter no. 3</li></ul>
<b>Teaching Aid:</b> <ul style="list-style-type: none"><li>• Textbook, Worksheet</li></ul>
<b>Teaching Methodology:</b> <b>Warm Up: (3 min)</b> <ul style="list-style-type: none"><li>• Greet the students with Salam.</li><li>• Start the lecture with 'Bismillah'.</li><li>• Ask students to sit with discipline.</li></ul>
<b>Discussion: (5 min)</b> <ul style="list-style-type: none"><li>• Before beginning, ask the students to say 'Tasmiya'.</li><li>• Ask them to get ready for assessment.</li><li>• Tell them they are going to revise the chapter.</li><li>• Give them worksheets and instruct them to solve it on time.</li></ul>
<b>Conclusion: (7 min)</b> <ul style="list-style-type: none"><li>• Check their worksheets, and correct their mistakes.</li></ul>
<b>Revision: (0 min)</b> <ul style="list-style-type: none"><li>• N/A</li></ul>
<b>Homework: (0 min)</b> <ul style="list-style-type: none"><li>• N/A</li></ul>

## Worksheet

Time: 25 minutes

- Divide the words into syllables and write how many syllables are there in each word. The first one has been done for your help.

Words	Divisior	Syllables
zebrc	ze-brc	
cup	_____	_____
popcorn	_____	_____
sur	_____	_____

- Fill in the missing letters to complete one/two – syllable word.

c\_\_t

si\_\_ter

b\_\_ll

res\_\_ect

ha\_\_py

s\_\_ori\_\_s

## Lesson Plan

1 <sup>st</sup> term	Grade: 1	Subject: English	Chap: 3
Week: 10	Day: 2	Time: 40 min	
Teacher:		Date:	

<b>Topic: Revision</b> <b>Objective:</b> <ul style="list-style-type: none"><li>• Revise chapter no. 3</li></ul>
<b>Teaching Aid:</b> <ul style="list-style-type: none"><li>• Textbook, Worksheet</li></ul>
<b>Teaching Methodology:</b> <b>Warm Up: (3 min)</b> <ul style="list-style-type: none"><li>• Greet the students with Salam.</li><li>• Start the lecture with 'Bismillah'.</li><li>• Ask students to sit with discipline.</li></ul>
<b>Discussion: (5 min)</b> <ul style="list-style-type: none"><li>• Before beginning, ask the students to say 'Tasmiya'.</li><li>• Ask them to get ready for assessment.</li><li>• Tell them they are going to revise the chapter.</li><li>• Give them worksheets and instruct them to solve it on time.</li></ul>
<b>Conclusion: (7 min)</b> <ul style="list-style-type: none"><li>• Check their worksheet, and correct their mistakes.</li></ul>
<b>Revision: (0 min)</b> <ul style="list-style-type: none"><li>• N/A</li></ul>
<b>Homework: (0 min)</b> <ul style="list-style-type: none"><li>• N/A</li></ul>

## Worksheet

Time: 25 minutes

Q1. Match the given words to the pictures.


eagle

reading

wash

tree

school



Q2. Fill in the blanks with correct pronouns.

a. \_\_\_\_\_ is a boy.

She

He

b. \_\_\_\_\_ are in class one.

We

c. \_\_\_\_\_ are best friends.

I

They

d. \_\_\_\_\_ am a good student.

You

## Lesson Plan

1 <sup>st</sup> term	Grade: 1	Subject: English	Chap: 4
Week: 10	Day: 3	Time: 40 min	
Teacher:		Date:	

<b>Topic: Revision</b> <b>Objective:</b> <ul style="list-style-type: none"><li>• Revise chapter no. 4</li></ul>
<b>Teaching Aid:</b> <ul style="list-style-type: none"><li>• Textbook, Worksheet</li></ul>
<b>Teaching Methodology:</b> <b>Warm Up: (3 min)</b> <ul style="list-style-type: none"><li>• Greet the students with Salam.</li><li>• Start the lecture with 'Bismillah'.</li><li>• Ask students to sit with discipline.</li></ul>
<b>Discussion: (5 min)</b> <ul style="list-style-type: none"><li>• Before beginning, ask the students to say 'Tasmiya'.</li><li>• Ask them to get ready for assessment.</li><li>• Tell them they are going to revise the chapter.</li><li>• Give them worksheets and instruct them to solve on time.</li></ul>
<b>Conclusion: (7 min)</b> <ul style="list-style-type: none"><li>• Check their worksheet, and correct their mistakes.</li></ul>
<b>Revision: (0 min)</b> <ul style="list-style-type: none"><li>• N/A</li></ul>
<b>Homework: (0 min)</b> <ul style="list-style-type: none"><li>• N/A</li></ul>

## Worksheet

**Time 25 minutes**

- Write the meaning of the following.

Words	Meanings
In reach of	
Storm	
Surprised	
Twigs	
Promise	

- Answer the following questions.

(i) Where did mother sparrow go?

Ans: \_\_\_\_\_

\_\_\_\_\_

(ii) Why were the sparrow babies hidden in a tree?

Ans: \_\_\_\_\_

\_\_\_\_\_

(iii) Why did the hawk ask the crow to bring?

Ans: \_\_\_\_\_

\_\_\_\_\_

## Lesson Plan

1 <sup>st</sup> term	Grade: 1	Subject: English	Chap: 4
Week: 10	Day: 4	Time: 40 min	
Teacher:		Date:	

<b>Topic: Revision</b> <b>Objective:</b> <ul style="list-style-type: none"><li>• Revise chapter no. 4</li></ul>
<b>Teaching Aid:</b> <ul style="list-style-type: none"><li>• Textbook, Worksheet</li></ul>
<b>Teaching Methodology:</b> <b>Warm Up: (3 min)</b> <ul style="list-style-type: none"><li>• Greet the students with Salam.</li><li>• Start the lecture with 'Bismillah'.</li><li>• Ask students to sit with discipline.</li></ul>
<b>Discussion: (5 min)</b> <ul style="list-style-type: none"><li>• Before beginning, ask the students to say 'Tasmiya'.</li><li>• Ask them to get ready for assessment.</li><li>• Tell them they are going to revise the chapter.</li><li>• Give them worksheets and instruct them to solve on time.</li></ul>
<b>Conclusion: (7 min)</b> <ul style="list-style-type: none"><li>• Check their worksheet, and correct their mistakes.</li></ul>
<b>Revision: (0 min)</b> <ul style="list-style-type: none"><li>• N/A</li></ul>
<b>Homework: (0 min)</b> <ul style="list-style-type: none"><li>• N/A</li></ul>

## Worksheet

Time 25 minutes

- Answer the following questions.

(i) Where did the mother sparrow go?

Ans: \_\_\_\_\_

(ii) Why did the mother sparrow start crying when she came back?

Ans: \_\_\_\_\_

(iii) Why were the sparrow babies hidden in a tree?

Ans: \_\_\_\_\_

(iv) What did the hawk ask the crow to bring?

Ans: \_\_\_\_\_

(v) Why did the mother sparrow thank the other birds?

Ans: \_\_\_\_\_

- Make sentences of the given words.

lived \_\_\_\_\_

far away \_\_\_\_\_

nest \_\_\_\_\_

promise \_\_\_\_\_

bring \_\_\_\_\_



## Lesson Plan

1 <sup>st</sup> term	Grade: 1	Subject: English	Chap: 4
Week: 10	Day: 5	Time: 40 min	
Teacher:		Date:	

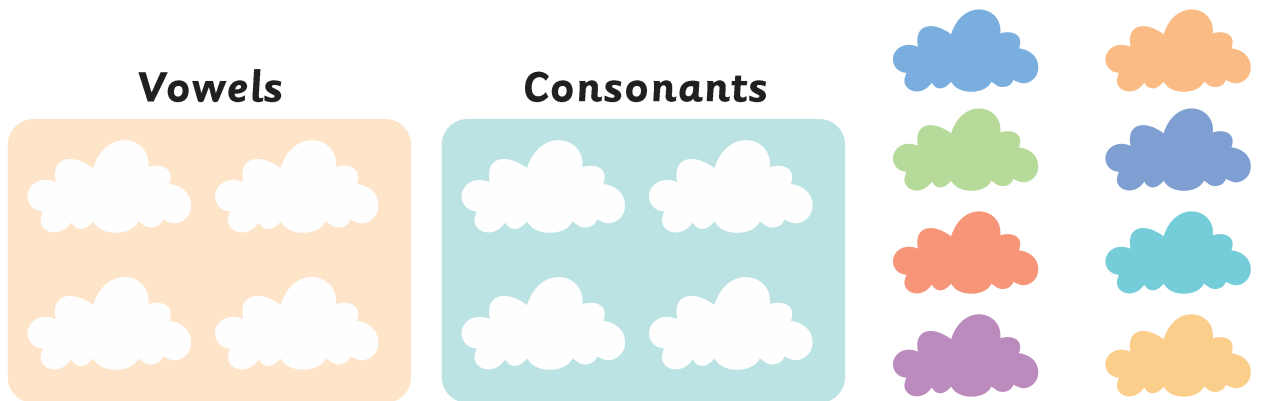
<b>Topic: Revision</b> <b>Objective:</b> <ul style="list-style-type: none"><li>• Revise chapter no. 4</li></ul>
<b>Teaching Aid:</b> <ul style="list-style-type: none"><li>• Textbook, Worksheet</li></ul>
<b>Teaching Methodology:</b> <b>Warm Up: (3 min)</b> <ul style="list-style-type: none"><li>• Greet the students with Salam.</li><li>• Start the lecture with 'Bismillah'.</li><li>• Ask students to sit with discipline.</li></ul>
<b>Discussion: (5 min)</b> <ul style="list-style-type: none"><li>• Before beginning, ask the students to say 'Tasmiya'.</li><li>• Ask them to get ready for assessment.</li><li>• Tell them they are going to revise the chapter.</li><li>• Give them worksheets and instruct them to solve it on time.</li></ul>
<b>Conclusion: (7 min)</b> <ul style="list-style-type: none"><li>• Check their worksheet, and correct their mistakes.</li></ul>
<b>Revision: (0 min)</b> <ul style="list-style-type: none"><li>• N/A</li></ul>
<b>Homework: (0 min)</b> <ul style="list-style-type: none"><li>• N/A</li></ul>

## Worksheet

Time 25 minutes

- Identify the vowels and consonant letters given below and classify them into their relevant columns.

**Vowels** **Consonants**




- Fill in the blanks with the correct consonant blends. You can take help from the word bank.

Word bank:

- br
- dr
- cl
- bl

1.   ock

2.   ack

3.   ess

4.   own

5.   oor

## Lesson Plan

1 <sup>st</sup> term	Grade: 1	Subject: English	Chap: 4
Week: 10	Day: 6	Time: 40 min	
Teacher:		Date:	

<b>Topic: Revision</b> <b>Objective:</b> <ul style="list-style-type: none"><li>• Revise chapter no. 4</li></ul>
<b>Teaching Aid:</b> <ul style="list-style-type: none"><li>• Textbook, Worksheet</li></ul>
<b>Teaching Methodology:</b> <b>Warm Up: (3 min)</b> <ul style="list-style-type: none"><li>• Greet the students with Salam.</li><li>• Start the lecture with 'Bismillah'.</li><li>• Ask students to sit with discipline.</li></ul>
<b>Discussion: (5 min)</b> <ul style="list-style-type: none"><li>• Before beginning, ask the students to say 'Tasmiya'.</li><li>• Ask them to get ready for assessment.</li><li>• Tell them they are going to revise the chapter.</li><li>• Give them worksheets and instruct them to solve on time.</li></ul>
<b>Conclusion: (7 min)</b> <ul style="list-style-type: none"><li>• Check their worksheet, and correct their mistakes.</li></ul>
<b>Revision: (0 min)</b> <ul style="list-style-type: none"><li>• N/A</li></ul>
<b>Homework: (0 min)</b> <ul style="list-style-type: none"><li>• N/A</li></ul>

## Worksheet

Time 25 minutes

- Choose the correct spelling in each row.

hiddun

hideer

hidder

bushes

boshes

bushas

woked

worked

warked

- Fill in the missing letters to complete the words.

● st \_\_\_ rn

● ha \_\_\_ k


● \_\_\_ roken

● t \_\_\_ igs

- Complete the sentences by using this, that, these or those.

Look at the pictures for help.

a. \_\_\_\_\_ is my book. →



b. \_\_\_\_\_ is a pen. →



c. \_\_\_\_\_ flowers are beautiful. →



d. \_\_\_\_\_ balloons are colourful. →

